

Wall System

Wall system: bookshelves system with bearing side characterised by exceptional versatility and aesthetical originality. A project which is able to create a real interior design: from the equipped bookshelves to the free-standing compositions, which are functional space dividers. Special elements and accessories studied on the nowadays daily habits: a research of functionality fully consistent with the present lifestyles.

design CR&S Poliform, 2006

Wall System allows for a wide range of design solutions for a library, entertainment center of the most sophisticated wall unit. The system is completely freestanding and adapts to all architectural environments.



Technical description:

Wall System is available in 8 different heights, 5 widths and 2 depths. This freestanding modular system is adaptable to even the most complex architectural configuration. Wall System is characterized by vertical panels and shelves of 1 1/2" which underline the solidity of shapes and the geometry. Wooden or glass doors, leaf, sliding or flap opening; wooden drawers, equipments for open spaces.

Wall System

design CR&S Poliform, 2006

Special solutions:

the availability of custom cuts in height, depth and width, the horizontal and vertical fillers, the possibility to combine different depths, the corner solutions confirm the flexibility of the system to suit any situation.

Finishing structure:

natural oak, spessart oak, walnut c., 32 colours for mat lacquering and 16 colours for glossy lacquering.

Finishing doors and special:

natural oak, spessart oak, walnut c., 32 colours for mat lacquering and 16 colours for glossy lacquering.
8 colours glossy glass, 8 colours mat glass, transparent, fumé, reflecting blue glass and transparent reflecting.




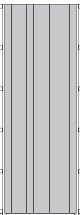




Dimensions:

	320 12 5/8"	471 18 1/2"	640 25 1/4"	978 38 1/2"	1316 51 3/4"	
3047						119 15/16"
2673						105 1/4"
2299						90 1/2"
1925						75 3/4"
1551						61 1/8"
1177						46 3/8"
803						31 5/8"
429						16 7/8"
320						12 1/2"
416						16 3/8"
640						25 1/4"

Total width

To obtain the total width, add to the total shelves 35 - 1 1/2" for each side panel.

Types:

							
Basic wood Leaf door and drawers	Slim wood/glass Leaf door, flap door and drawers	Plane wood Sliding door	Stratus wood Sliding door	Bold wood Sliding door	Box glass Sliding door	Ego day glass Leaf door	Frame glass Sliding door