

KASHIMA

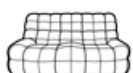
Designer

Michel Ducaroy



PRODUCTS

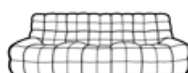
MEDIUM SOFA



Sizes

Height 29 "
Width 65 "
Depth 39 "
Seat height 15 "
Weight 59.525 lb
Seats 2 places

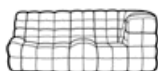
SOFA



Sizes

Height 29 "
Width 92 "
Depth 39 "
Seat height 15 "
Weight 94.799 lb
Seats 3 places

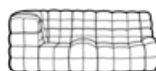
LEFT-ARM MEDIUM SOFA



Sizes

Height 29 "
Width 69 "
Depth 39 "
Seat height 15 "
Weight 77.162 lb
Seats 2 places

RIGHT-ARM MEDIUM SOFA



Sizes

Height 29 "
Width 69 "
Depth 39 "
Seat height 15 "
Weight 77.162 lb
Seats 2 places

SMALL OTTOMAN



Sizes

Width 31 "
Depth 23 "
Seat height 15 "
Weight 17.637 lb
Seats 1 place

LARGE OTTOMAN



Sizes

Width 39 "
Depth 31 "
Seat height 15 "
Weight 26.455 lb
Seats 1 place

ARMCHAIR



Sizes

Height 29 "
Width 39 "
Depth 39 "
Seat height 15 "
Weight 44.092 lb
Seats 1 place

Technical characteristics

STRUCTURE

Entirely made of foam of 2 different densities: polyether 21kg/m³ - 3.2kPa and polyether 28kg/m³ - 4.8kPa. Clad in 480g/m polyester quilting.

COMFORT

The seat and backrest are made identically of high resilience polyurethane Bultex foam (36 kg/m³ - 3.6 kPa) and (26 kg/m³ - 1.4 kPa). Clad in hyper soft foam 45kg/m³ - 1.8kPa.

COVER

Twin-needle over stitching for all the seams and buttoning. Cover in polyester quilting 480g/m².

Covers may be removed by an upholsterer.