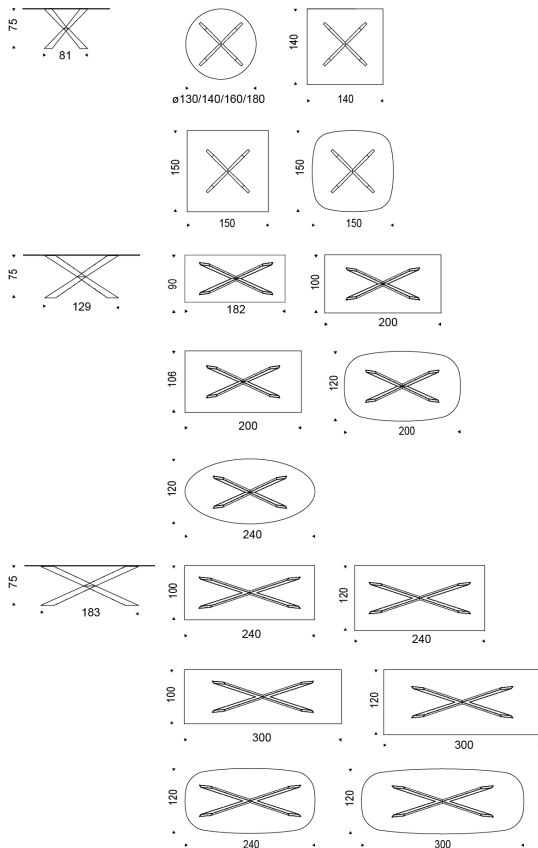


SPYDER

Design: Philip Jackson



DIMENSIONS



140x140x75h
 150x150x75h
 150x150x75h sag.
 182x90x75h
 200x100x75h
 200x106x75h
 200x120x75h
 240x100x75h
 240x120x75h
 240x120x75h ovale
 240x120x75h rettangolare
 240x120x75h sag.
 300x100x75h
 300x120x75h
 300x120x75h sag.
 ø130x75h
 ø140x75h
 ø160x75h
 ø180x75h

DESCRIPTION

Table with base in matt white or matt graphite varnished steel, stainless steel, canaletto walnut or wenghè. 15mm clear or extra-clear glass laying top. 12 mm glass top on 200x106 version. Small reflection's irregularities on the stainless steel base are due to manual processing.

FINISHES: base

wood



W2 dark wenghè



NC walnut canaletto

metal



OP71 matt white



Inox



OP69 matt graphite

FINISHES: top

glass

clear

extra light transparent

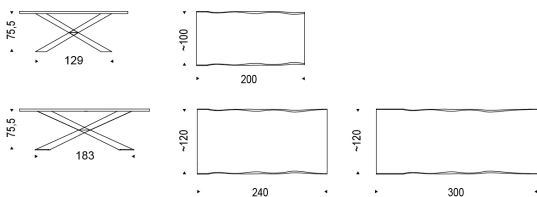
Le informazioni qui riportate sono basate sugli ultimi dati pubblicati a listino. L'azienda si riserva il diritto di apportare modifiche ai modelli senza preavviso.

SPYDER WOOD

Design: Philip Jackson



DIMENSIONS



200x100x75h
240x120x75h
300x120x75h

DESCRIPTION

Table with base in matt white or matt graphite varnished steel, stainless steel or canaletto walnut. Top in walnut canaletto top with irregular natural solid wood edges.

FINISHES: base


wood



NC walnut canaletto

le informazioni qui riportate sono basate sugli ultimi dati pubblicati a listino. L'azienda si riserva il diritto di apportare modifiche ai modelli senza preavviso.

metal



OP71 matt white



inox



OP69 matt graphite

FINISHES: top

wood



RB burned oak



NC walnut canaletto