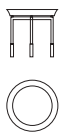


# ATHENE

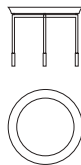
ANTONELLO MOSCA 1997/2009

Serie di tavolini rotondi con il bordo del piano in massiccio di acero lucidato e il piano con l'insero in legno di pau ferro lucidato o in cristallo glacè o in composito minerale. La struttura delle gambe è in metallo bronzato, satinato protetto. I puntali sono in massiccio di acero lucidato.

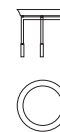
*A series of round coffee tables with the top edge in polished solid maple and the top with the inset available in polished pau ferro, in glacé crystal glass or in mineral composite. The legs frame is in coated glazed bronzed metal. The foot-caps are in polished solid maple.*



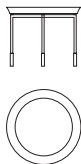
**68820**  
Tavolino piano con inserto in composito minerale  
*Small table, top with inset in mineral composite*  
Ø cm 46 x h 45  
Ø in 18 1/8 x h 17 3/4



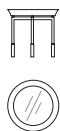
**68821**  
Tavolino piano con inserto in composito minerale  
*Small table, top with inset in mineral composite*  
Ø cm 66 x h 54  
Ø in 26 x h 21 1/4



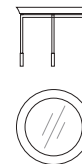
**68822**  
Tavolino piano con inserto in pau ferro  
*Small table, top with inset in pau ferro*  
Ø cm 46 x h 45  
Ø in 18 1/8 x h 17 3/4



**68823**  
Tavolino piano con inserto in pau ferro  
*Small table, top with inset in pau ferro*  
Ø cm 66 x h 54  
Ø in 26 x h 21 1/4



**68824**  
Tavolino piano con inserto in cristallo glacè  
*Small table, top with inset in glacé crystal glass*  
Ø cm 46 x h 45  
Ø in 18 1/8 x h 17 3/4



**68825**  
Tavolino piano con inserto in cristallo glacè  
*Small table, top with inset in glacé crystal glass*  
Ø cm 66 x h 54  
Ø in 26 x h 21 1/4

28

45



1 Athene 68823 fin.45    2 Athene 68824 fin.45  
3 Athene 68821 fin.28    4 Athene 68820 fin.28