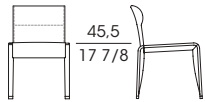
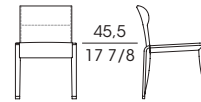


Sedia e poltroncina in acero massiccio lucidato o in massiccio di noce canaletto. Il sedile è dotato di molle e l'imbottitura è in poliuretano espanso schiumato a freddo, rivestito in fibra. Lo schienale, imbottito con poliuretano espanso indeformabile a quote differenziate, è rivestito in fibra. I puntali delle gambe, oltre alla base del piantalino e al terminale dei braccioli per la poltroncina sono in metallo stampato nichelato satinato per la versione in acero o in metallo stampato verniciato color bronzo per quella in noce canaletto. Il rivestimento è disponibile in tessuto o pelle ed è completamente sfoderabile.

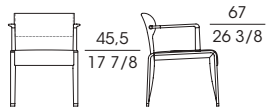
Chair and small armchair in polished solid maple or in solid walnut canaletto wood. The spring seat is in cold-foamed polyurethane, covered with fibre. The back is in non-deformable multi-density polyurethane, covered in fibre. The foot-caps, but also the support base of the arms and the arm ends for the armchair are in glazed, nickel-plated cast metal for the version in maple, or in cast metal painted in a bronze colour for the canaletto wood version. The completely removable upholstery is available both in fabric or leather.



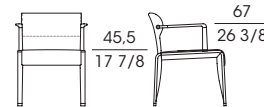
SF 51900
Sedia in acero
Chair in maple
cm 50 x 59 x h 76
in 19 3/4 x 23 1/4 x h 30





SF 51901
Sedia in noce canaletto
Chair in walnut canaletto
cm 50 x 59 x h 76
in 19 3/4 x 23 1/4 x h 30



SF 51910
Poltroncina in acero
Small armchair in maple
cm 58 x 64 x h 76
in 22 7/8 x 25 1/4 x h 30



SF 51911
Poltroncina in noce canaletto
Small armchair in walnut canaletto
cm 58 x 64 x h 76
in 22 7/8 x 25 1/4 x h 30



1 Ina 51910 lavello 8709 fin.28

2 Ina 51911 lavello 8709 fin.11

3 Ina 51900 lavello 8709 fin.28