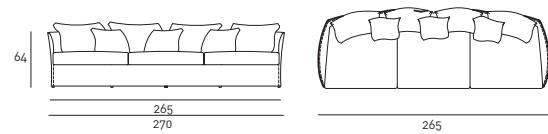
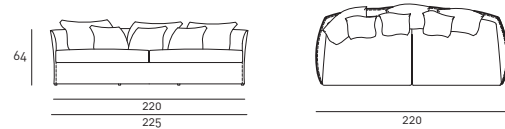
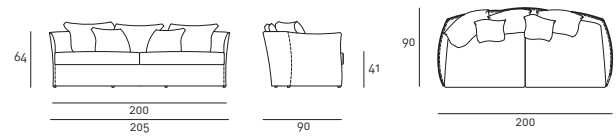




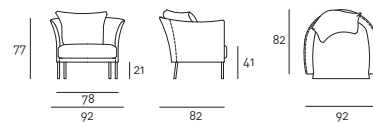
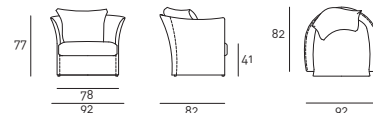
## Curve

design Piero Lissoni

Sofa, armchair and bergère. Frame in tubular steel painted with black epoxy powders. Beech wood seat structure and elastic strap springs; elastic material backrest structure with PVC80SH supports with fibreglass and steel core. Due to its flexibility, the frame allows a slight bending of the backrest and armrests to provide a better comfort. Shell covering in 100% polyether thermally bonded onto a polyamide velveteen backing. Seat cushions in goose down with differentiated density polyurethane foam insert. Backrest cushions in goose down. Black lacquered or chrome finished feet. Fabric upholstery, also available with valance or leather upholstery, both fully removable. Seat depth 68-74-80cm.



mod. Curve – bergère



mod. Curve – poltrone / armchair

