

# PETER MALY 2

Design by  
Peter Maly



## Description

A new edition of the bed which has been a Ligne Roset best-seller for more than two decades, the Peter Maly bed is aimed squarely at those whose priorities for their bedroom are the comfort, originality and aesthetics of their bed - those whose preference is for a pared-down bedroom offering generous space for rest and relaxation. Equally, in a small loft or studio, the Maly bed could also be used as a convivial space for entertaining or relaxing. The Maly bed is constructed around the idea of a vast central platform which is both soft and supple (slatted base, mattress and bedding), surrounded by horizontal planes for a more tautly rigorous geometric effect. The pillow/headboard cushions slide freely around the bed frame, allowing for a multitude of positions since there is no fixed way for the bed to be used.

## Technical Specifications

### CONSTRUCTION

Structure in black anodised aluminium profiles. Side panels in 3-layer particleboard clad in polyurethane foam 50 kg/m<sup>3</sup> - 6.3 kPa and polyester quilting 100 g/m<sup>2</sup>. Cylindrical feet with matt black lacquered steel plate - choice of two heights: 10 cm or 16 cm.

### COMFORT

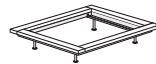
The bed frame takes all kinds of slatted bases and mattresses (one steel crosspiece at the head,

## BED FRAME BED 160 x 200

### Dimensions

H 81 cm - W 204 cm - D 244 cm - SH 27 cm -

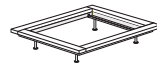
### Other sizes



BED FRAME BED  
160 x 200

### Dimensions

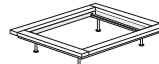
H 81 - cm  
W 204 - cm  
D 244 - cm  
SH 27 - cm



BED FRAME BED  
152,4 x 203,2  
(QUEEN SIZE)

### Dimensions

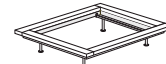
H 81 - cm  
W 196 - cm  
D 247 - cm  
SH 27 - cm



BED FRAME BED  
180 x 200

### Dimensions

H 81 - cm  
W 224 - cm  
D 244 - cm  
SH 27 - cm



BED FRAME BED  
193,04 x 203,2  
(KING SIZE)

### Dimensions

H 81 - cm  
W 237 - cm  
D 247 - cm  
SH 27 - cm



BACK CUSHION  
FOR 160 BEDS

### Dimensions

H 54 - cm  
W 82 - cm  
D 23 - cm



BACK CUSHION  
FOR QUEEN SIZE  
BEDS (152,4 x  
203,2)

### Dimensions

H 54 - cm  
W 76 - cm  
D 23 - cm



BACK CUSHION  
FOR 180 BEDS

### Dimensions

H 54 - cm  
W 92 - cm  
D 23 - cm



BACK CUSHION  
FOR KING SIZE  
BEDS (193,4 x  
203,2)

### Dimensions

H 54 - cm  
W 99 - cm  
D 23 - cm

another at the foot).  
Removable pillow-cushions with metallic fixings may be located at any point around the bed. Structure of cushions in high density polyurethane Bultex foam 26 kg/m<sup>3</sup> - 1.4 kPa with steel core and integral elastic-webbed suspension.

#### MAKING-UP

Covers of pillow-cushions are quilted with 300 g/m<sup>2</sup> polyester, with simple stitching; covers are removable and are held in place by zippers. Baguette stitching on side panels; covers are removable and are held in place by gripper strips.

#### COVERING MATERIALS

All covering materials (NB except technical impossibilities).

#### **More info at**

<http://lignerose.com>

© Ligne Roset 2016