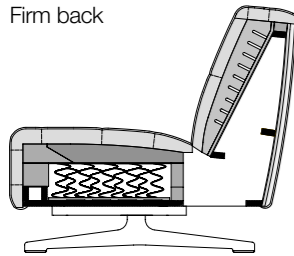
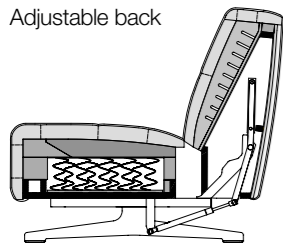




Firm back



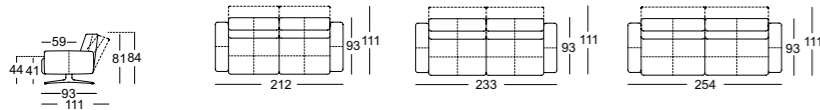
Adjustable back



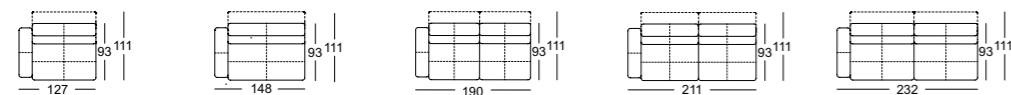
- // Wooden inner frame
- // Elastic webbing
- // Coil spring unit
- // Seat in high-quality cold foam, covered with a downy-soft mat worked into ticking chambers and filled with foam rods and polyester fibres
- // Back made of polyurethane foam, covered with a mat to achieve a down-like effect, which has chambers worked into it and is filled with foam rods and polyester fibres.
- // Only for adjustable back:  
Back steplessly adjusted to the relax position
- // Seat height options 41 cm or 44 cm
- // Choice of legs
  - » painted in traffic black RAL 9017
  - » painted in pearl mat silver
  - » High-gloss chrome

! Wave formation and depressions in the seat area are unavoidable, due to comfort and design reasons, even in high quality Rolf Benz upholstered furniture. All measurements are approximate.

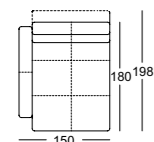
Sofa



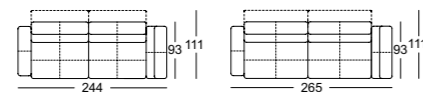
Sectional sofa\*



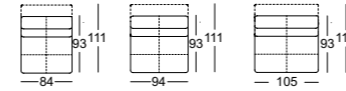
Sectional sofa extra large\*



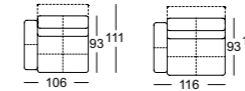
Corner sectional sofa element\*



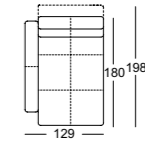
Sectional chair



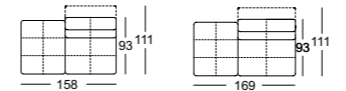
Closing chair with armrest\*



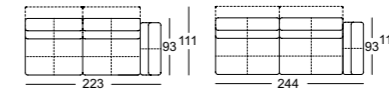
Closing chair with fixed footstool\*



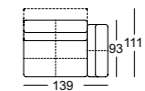
Sectional sofa with fixed footstool\*



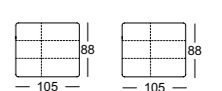
Corner sectional sofa\*



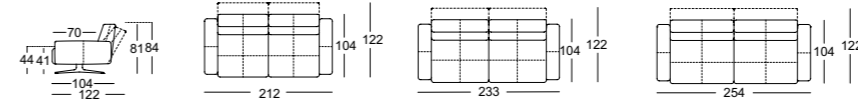
Corner unit\*



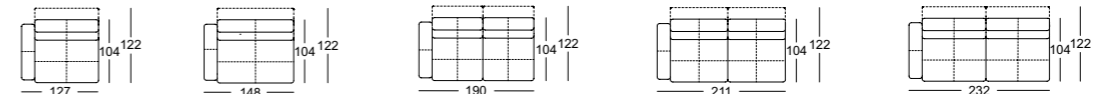
Corner upholstered bench\*



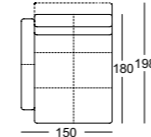
Extra deep sofa



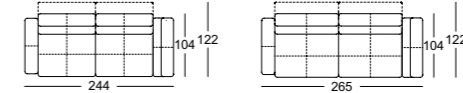
Extra deep sectional sofa\*



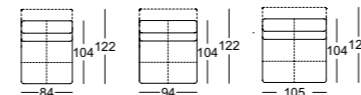
Extra deep sectional sofa extra large\*



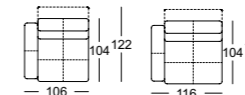
Extra deep corner sectional sofa element\*



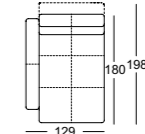
Extra deep sectional chair



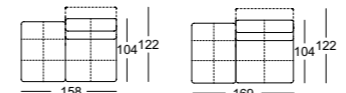
Extra deep closing chair with armrest\*



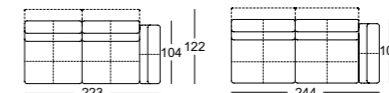
Extra deep closing chair with fixed footstool\*



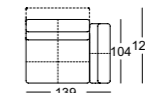
Extra deep sectional sofa with fixed footstool\*



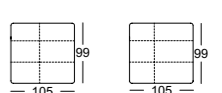
Extra deep corner sectional sofa\*



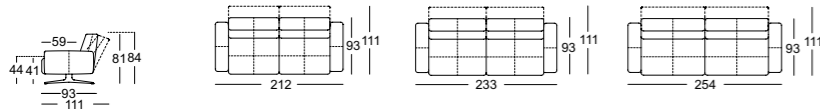
Extra deep corner unit\*



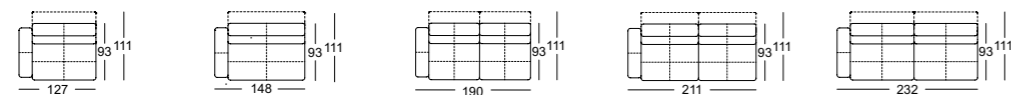
Extra deep corner upholstered bench\*



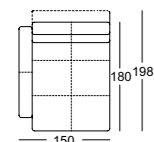
Sofa



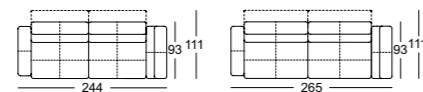
Sectional sofa\*



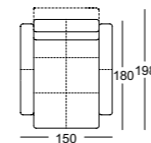
Sectional sofa extra large\*



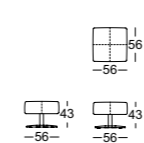
Corner sectional sofa element\*



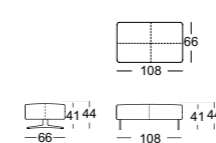
Longchair



Footstool



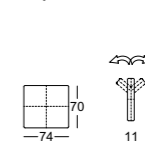
Upholstered bench element



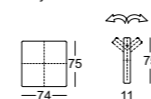
Back cushion



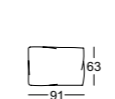
Back cushion mat adjustable



High back cushion mat adjustable



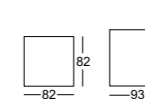
Flanged back cushion mat



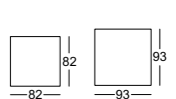
Corner storage



Closing storage\*



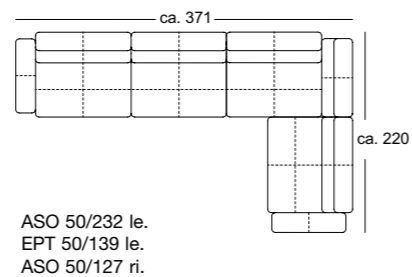
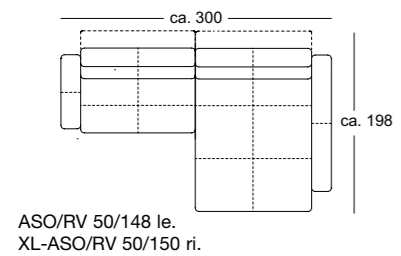
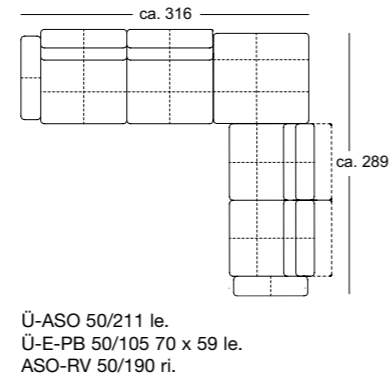
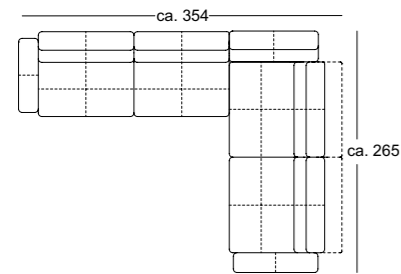
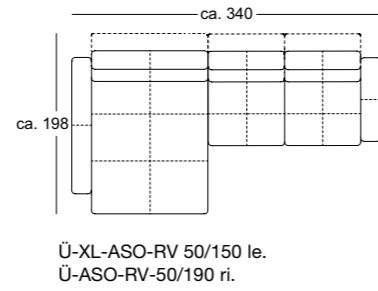
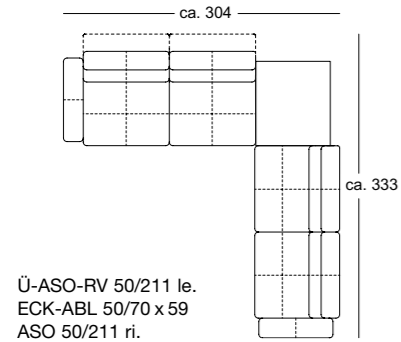
Storage



\*These elements are only shown in the left version. They are also available in the right version.

\*These elements are only shown in the left version. They are also available in the right version.

// COMBINATION EXAMPLES



Technical data // ROLF BENZ 50

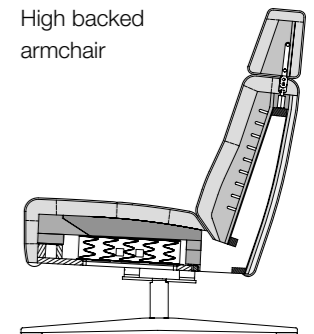
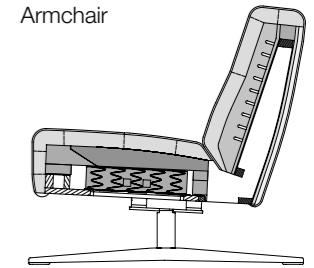


- // Wooden inner frame
- // Elastic webbing
- // Coil spring unit
- // Seat in high-quality cold foam, covered with a downy-soft mat worked into ticking chambers and filled with foam rods and polyester fibres
- // Back made of polyurethane foam, covered with a mat to achieve a down-like effect, which has chambers worked into it and is filled with foam rods and polyester fibres
- // Star base 360° swivel mechanism optionally
  - » painted traffic black RAL 9017
  - » matt chrome
  - » gloss chrome
- // The armchair can be fitted with a rocking function.

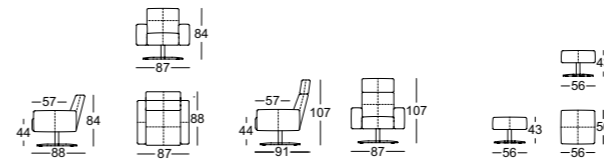
**ONLY FOR HIGH BACKED ARMCHAIRS**

- // Headrest in polyurethane, covered with a downy-soft mat worked into ticking chambers and filled with foam rods and polyester fibres
- // Steplessly adjustable headrest, tilt action

! Wave formation and depressions in the seat area are unavoidable, due to  
■ comfort and design reasons, even in high quality Rolf Benz upholstered furniture.  
All measurements are approximate.



Armchair      High backed armchair      Footstool





**ROLF BENZ 955**

- // Height 35 cm: 87 x 66 cm or 88 x 36 cm. Height 29 cm: 87 x 66 cm.
- // Table top: solid oak H70, H98 or solid American walnut, natural stone (surface leathered) graphite brown or Breccia Pernice.
- // Leg finish: solid oak or American walnut.



**ROLF BENZ 956**

- // Height 34 cm, 82 x 93 cm.
- // Table top: veneered oak H70, H98, veneered American walnut, natural stone surface (leathered) graphite brown or Breccia Pernice.
- // Leg finish: painted in traffic black RAL 9017, painted pearl mat or gloss chrome.



**ROLF BENZ 958**

- // Height 47 cm: 55 x 47 cm.
- // Solid table top: oak H70, H98 or American walnut.
- // Leg finish: painted in traffic black RAL 9017 or painted pearl mat.



**ROLF BENZ GRANO 7210**

- // Trend theme flat weave:  
This carpet has a classical and timeless design that can be combined with many different interior decoration styles. The selected colourways are matched perfectly to the Rolf Benz fabric and leather colours. The dual-colour combinations provide an interesting focus for interiors.
- // Material: Pure new wool. Wrap linen/polyester.
- // Woolweight: 2,7 kg/m<sup>2</sup>
- // Colours:



**ROLF BENZ FLOOR CUSHION 950**

- // Height 32 cm, 100 x 100 cm.
- // Visible leather cutting edge  
(3 Colours: Turquoise blue, Orange brown, Fern green)



**ROLF BENZ THROWS 952**

- // 100 % new wool



952-07-01



952-07-04



952-07-05



952-07-06




952-07-07

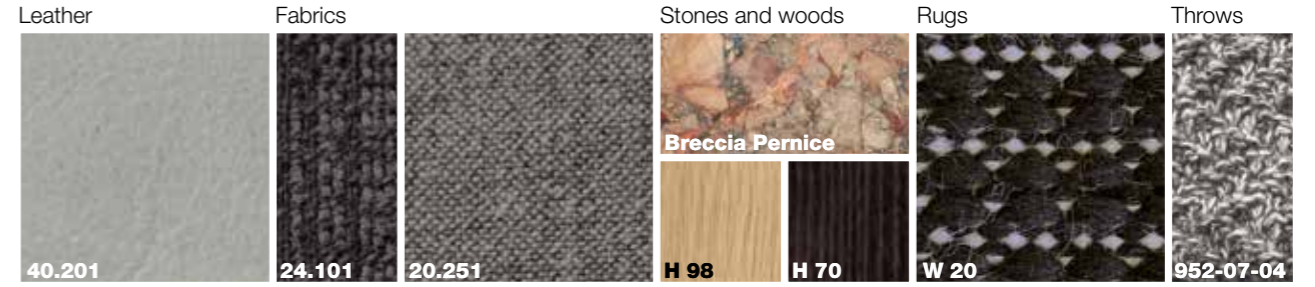


952-07-08

**COLOUR WORLD COGNAC/ORANGE BROWN**




**COLOUR WORLD AGATE GREY**




**COLOUR WORLD OLIVE GREY/CELERY**




**COLOUR WORLD ANTHRACITE**




**COLOUR WORLD BEIGE GREY/SAND**



**COLOUR WORLD BEIGE/CREAM**



**COLOUR WORLD GREY BLUE/PETROL**



Important note: For technical printing reasons, the colours displayed here may be different. Please refer to the original swatches.

