

PLUMY

Design by
Annie Hiéronimus

Description

A reissue of the iconic model introduced over 35 years ago, the Plumy collection was inspired by the 1980s. Constructed entirely of bonded blocks of polyether and Bultex polyurethane foams of different densities, Plumy's enveloping design is the epitome of comfort and relaxation. All seat and backrest cushions are filled with goose feathers and can be folded into a chaise lounge position to create a customized and relaxing experience. The back-side of the cushions available in 2 versions: in cloth, or upholstered in the main covering material. Seat covers are fully removable and feature a zipper – offered in three color options: matte black, pearl grey or ivory.

Technical Specifications

CONSTRUCTION : structuring base in polyether foam (28kg/m³ - 4.0 kPa).

COMFORT : seat and back in high resilience polyurethane Bultex foam (38 kg/m³ - 3.6 kPa).

Seat and back cushions: filled with goose feathers (85% feathers /15% down), with compartmented liner.

MAKING-UP: fully removable cover, quilted with 200/m² polyester. Reverse of cushions available in 2 versions: in cloth, or upholstered in the main covering material.

Choice of 3 colors for the zipper (always matched to the cloth backing in the case of the version with cloth backing: matte black, pearl grey or ivory – please specify your choice when placing your order.

More info at
www.ligne-roset.com

© Ligne Roset 2016

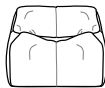


ARMCHAIR CLOTH BACKING

Dimensions

H 780 mm - W 1020 mm - D 980 mm - SH 400 mm -

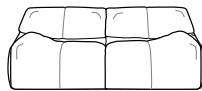
Other sizes



armchair cloth backing

Dimensions

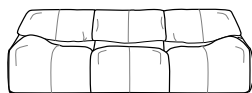
H 780 - mm
W 1020 - mm
D 980 - mm
SH 400 - mm



medium settee cloth backing

Dimensions

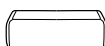
H 780 - mm
W 1920 - mm
D 980 - mm
SH 400 - mm



large settee cloth backing

Dimensions

H 780 - mm
W 2370 - mm
D 980 - mm
SH 400 - mm



footstool

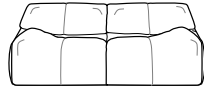
Dimensions

W 930 - mm
D 500 - mm
SH 290 - mm



armchair upholstered
backing

Dimensions
H 780 - mm
W 1020 - mm
D 980 - mm
SH 400 - mm



medium settee upholstered
backing

Dimensions
H 780 - mm
W 1920 - mm
D 980 - mm
SH 400 - mm



large settee upholstered
backing

Dimensions
H 780 - mm
W 2370 - mm
D 980 - mm
SH 400 - mm