

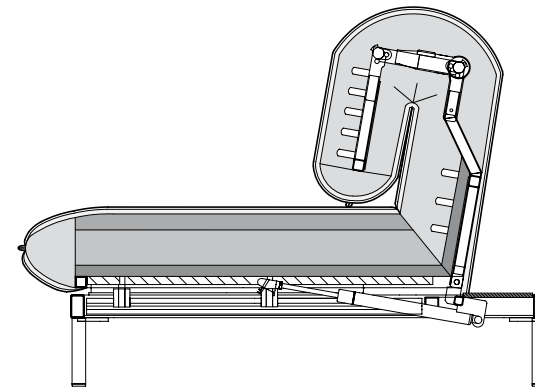
TECHNICAL DATA

ROLF BENZ 340 NOVA

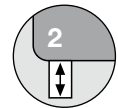


**ROLF
BENZ**

- Metal and wooden inner frame with integrated adjustment function.
- Seat and back from polyurethane foam in layers of varying density and hardness. Seat covered with a soft foam cover. The cover is quilted with nonwoven polyester laminated on both sides.
- Base frame in two variants and three surfaces:
 - Square tubing in
 - Textured paint silver
 - Painted RAL 9017 (traffic black)
 - Gloss-finish chrome
 - Diagonal leg in
 - Textured paint silver
 - Painted RAL 9017 (traffic black)
 - Gloss-finish chrome
- Seat height options 41 cm or 44 cm



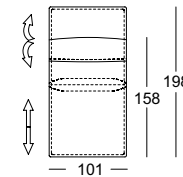
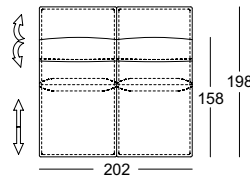
Seat heights available



! Wave formation and depressions in the seat area are unavoidable, due to comfort and design reasons, even in high quality Rolf Benz upholstered furniture. All measurements are approximate.

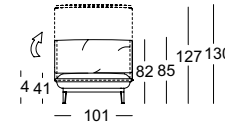
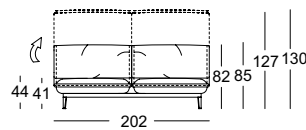
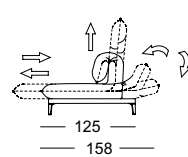
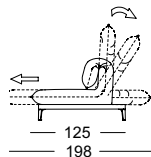
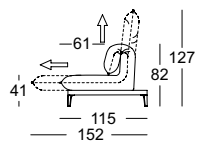
Sofa with bed function

Longchair



Support surface leather

Flanged back cushion



**ROLF
BENZ**