

NOMADE 2

Design by
Didier Gomez



Description

An aesthetic twist on the model NOMADE (1996), NOMADE 2 is more urban, Parisian even, in a 'Rive Gauche' spirit, in the French tradition of art deco. The structures, therefore, remain the same: however, the piped seam on the mattress has slimmed down to a band of thin piping whilst the covered buttons have become discreet stitch detailing and the back cushions clearly assert the refinement of their couture finish.

Technical Specifications

CONSTRUCTION

Frame in square-section Epoxy lacquered tubular steel (25 mm) and panels of particleboard clad in polyether foam 28 kg/m³ - 4 kPa. Items are joined together by steel linking-pieces (NB except footstool).

COMFORT

Suspension via a base in 2 densities of high resilience polyurethane Bultex foam, dominant 35 kg/m³ - 2,6 kPa for the soft version and in 2 densities of polyether foam, dominant 28 kg/m³ - 4 kPa for the firm version. Seat cushions in 2 densities of high resilience polyurethane Bultex foam, dominant 32 kg/m³ - 2.1 kPa clad in polyether foam 25 kg/m³ - 1.2 kPa and 200 g/m² polyester quilting. Back cushions, lumbar and bolster filled with feathers (90 % feathers / 10 % down), compressibility H 88 mm with compartmented liner.

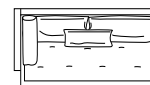
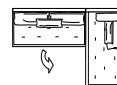
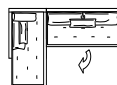
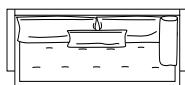
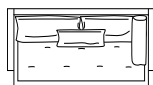
MAKING-UP

SMALL SETTEE COMPLETE ITEM

Dimensions

H 78 cm - W 177 cm - D 91 cm - SH 38 cm -

Other sizes



SMALL SETTEE COMPLETE ITEM LARGE SETTEE COMPLETE ITEM CONVERTIBLE CORNER GROUP (RIGHT) COMPLETE ITEM CONVERTIBLE CORNER GROUP (LEFT) COMPLETE ITEM SMALL 1-ARMED SETTEE RIGHT COMPLETE ITEM

Dimensions

H 78 - cm
W 177 - cm
D 91 - cm
SH 38 - cm

Dimensions

H 78 - cm
W 217 - cm
D 91 - cm
SH 38 - cm

Dimensions

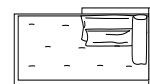
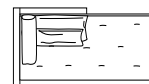
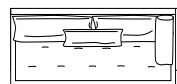
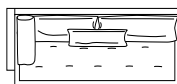
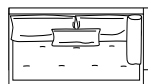
H 81 - cm
W 298 - cm
D 91 - cm
SH 41 - cm

Dimensions

H 81 - cm
W 298 - cm
D 91 - cm
SH 41 - cm

Dimensions

H 78 - cm
W 172 - cm
D 91 - cm
SH 38 - cm



SMALL 1-ARMED SETTEE LEFT COMPLETE ITEM LARGE 1-ARMED SETTEE RIGHT COMPLETE ITEM LARGE 1-ARMED SETTEE LEFT COMPLETE ITEM SMALL CHAISE LONGUE ARM RIGHT COMPLETE ITEM SMALL CHAISE LONGUE ARM LEFT COMPLETE ITEM

Dimensions

H 78 - cm
W 172 - cm
D 91 - cm
SH 38 - cm

Dimensions

H 78 - cm
W 212 - cm
D 91 - cm
SH 38 - cm

Dimensions

H 78 - cm
W 212 - cm
D 91 - cm
SH 38 - cm

Dimensions

H 78 - cm
W 172 - cm
D 91 - cm
SH 38 - cm

Dimensions

H 78 - cm
W 172 - cm
D 91 - cm
SH 38 - cm

Baguette stitching on structure. Seat covers quilted with 100 g/m² polyester quilting with piped detailing on the edges and stitched detailing. Seat cushions have removable covers. Back cushions with comb stitch detail (in either toning or contrasting thread); lumbar and bolsters are piped as per seat; covers are zipped in place and therefore removable. The lower face of the seat cushion of the large settee, large one-arm settees, large chaises longue and the two sections of the convertible corner group is covered in a 100 % cotton piqué ticking which is both removable and dry cleanable. This ticking is treated with 'HealthGuard' - antibacterial, fungicidal.

CONVERTIBLE CORNER GROUP

The chaise longue and banquette are joined by 2 metal linking-pieces. In bed position (sleep area 168 x 206 cm, thickness 16 cm), the 2 seat mattresses are turned over to reveal the exclusive ticking on the reverse. The fabric cover of the mattress is removable. The pivoting sleep area is completely stable thanks to its auto-locking castors. Important: a space of W 315 x D 230 is required for the turning of the mattress during the transformation from settee to bed.

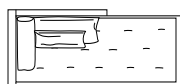
FABRICS

Since the structure (base and back), seat mattress, 3 back cushions, lumbar cushion and bolster are priced separately, it is possible - and recommended - to create multicolour and/or multi-material compositions.

More info at

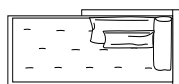
<http://lignerose.com>

© Ligne Roset 2016



LARGE CHAISE
LONGUE ARM
RIGHT
COMPLETE ITEM

Dimensions
H 78 - cm
W 212 - cm
D 91 - cm
SH 38 - cm



LARGE CHAISE
LONGUE ARM
LEFT COMPLETE
ITEM

Dimensions
H 78 - cm
W 212 - cm
D 91 - cm
SH 38 - cm



FOOTSTOOL
COMPLETE ITEM

Dimensions
W 87 - cm
D 87 - cm
SH 38 - cm



SMALL BACK
CUSHION

Dimensions
H 45 - cm
W 60 - cm



MEDIUM BACK
CUSHION

Dimensions
H 45 - cm
W 80 - cm



LARGE BACK
CUSHION

Dimensions
H 45 - cm
W 95 - cm



LUMBAR
CUSHION

Dimensions
H 37 - cm
W 64 - cm