

NILS

Design by
Didier Gomez

Description

The Nils settee has a particularly welcoming, pillowy appearance. Its contours are harmonious and balanced, with generally low-lying lines, the simplicity of which is counterbalanced by their soft appearance and the sophistication of the stitching employed : the blend of simple and edge-to-edge stitching on the structure confers on Nils a 'made-to-measure' feel coloured with laid-back elegance.

Technical Specifications

CONSTRUCTION

3-layer laminated particleboard and panels of multi-ply clad in polyether foam. The entire structure is then covered in compartmented pads filled with new goose feathers (10 % down / 90 % feathers), compressibility H 88 mm. Invisible support feet in black polypropylene: choice of two heights, 3 or 7 cm.

COMFORT

Suspension of seat via blocks of biconical Bonnell springs made from steel wire and linked together. Integral seat cushions in high resilience polyurethane Bultex foam 36 kg/m³ - 2.8 kPa with Bultex comfort layer 38 kg/m³ - 2.3 kPa. To guarantee longevity and optimise comfort (no crushing beneath the knees and no sideways tipping effect), each seat place is reinforced with high resilience polyurethane foam 50 kg/m³ - 6.3 kPa to the front and Bultex foam 42 kg/m³ - 4.8 kPa on each side. Upper and front

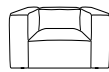


ARMCHAIR

Dimensions

H 62 cm - W 96 cm - D 86 cm - SH 35 cm -

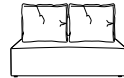
Other sizes



ARMCHAIR

Dimensions

H 62 - cm
W 96 - cm
D 86 - cm
SH 35 - cm



MEDIUM SETTEE WITHOUT ARMS COMPLETE ITEM

Dimensions

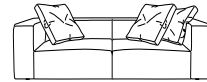
H 62 - cm
W 130 - cm
D 102 - cm
SH 35 - cm



MEDIUM SETTEE COMPLETE ITEM

Dimensions

H 62 - cm
W 186 - cm
D 102 - cm
SH 35 - cm



LARGE SETTEE COMPLETE ITEM

Dimensions

H 62 - cm
W 236 - cm
D 102 - cm
SH 35 - cm



MEDIUM 1-ARMED SETTEE (RIGHT) COMPLETE ITEM

Dimensions

H 62 - cm
W 158 - cm
D 102 - cm
SH 35 - cm



MEDIUM 1-ARMED SETTEE (LEFT) COMPLETE ITEM

Dimensions

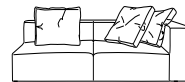
H 62 - cm
W 158 - cm
D 102 - cm
SH 35 - cm



LARGE 1-ARMED SETTEE RIGHT COMPLETE ITEM

Dimensions

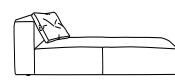
H 62 - cm
W 208 - cm
D 102 - cm
SH 35 - cm



LARGE 1-ARMED SETTEE LEFT COMPLETE ITEM

Dimensions

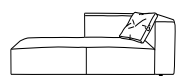
H 62 - cm
W 208 - cm
D 102 - cm
SH 35 - cm



LOUNGE SETTEE COMPLETE ITEM

Dimensions

H 62 - cm
W 106 - cm
D 175 - cm
SH 35 - cm



LOUNGE SETTEE RIGHT COMPLETE ITEM

Dimensions

H 62 - cm
W 134 - cm
D 175 - cm
SH 35 - cm

faces of seat cushion are covered in a highly compartmented layer filled with new goose feathers (10 % down / 90 % feathers). For example the large settee has 16 compartments on each of its 2 seats and 3 on each front face: depending on its position, each compartment will be filled with one of 5 individualized grammages of feathers to optimize 'puff' and durability. Finally, to avoid a 'ballooning' effect when one sits down, micro-perforations are arranged between the compartments, which are made from a breathable fabric, to enable air to circulate freely - but not the feathers!

Suspension of back in Bultex foam 36 kg/m³ - 2.8 kPa and high resilience polyurethane foam 50 kg/m³ - 6.3 kPa. Back cushions (NB not armchair) are compartmented and filled with new goose feathers 10 % down / 90 % feathers). The front and rear edges of each armrest - also padded with feathers - are reinforced in a similar way.

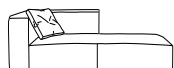
MAKING-UP

A sophisticated association of 3 types of stitching : simple and edge-to-edge stitching for the structures, twin-needle stitching for the back cushions. Covers are fully removable (NB except where structure is in leather or microfibre). Seat platforms, back and armrests may be easily taken apart (to facilitate delivery or removal, if necessary).

More info at

<http://lignerose.com>

© Ligne Roset 2016



LOUNGE SETTEE
LEFT COMPLETE
ITEM

Dimensions
H 62 - cm
W 134 - cm
D 175 - cm
SH 35 - cm



FOOTSTOOL

Dimensions
W 90 - cm
D 102 - cm
SH 35 - cm



BACK CUSHION

Dimensions
H 58 - cm
W 56 - cm