

MICHEL EFFE



PRODUCT INFO

DESIGNER: ANTONIO CITTERIO

TYPOLOGY: SOFAS

COLLECTION: B&B ITALIA

YEAR: 2015

DESCRIPTION

WITH MICHEL EFFE AN IMPORTANT CHAPTER IS ADDED TO THE SUCCESSFUL STORY THAT STARTED WITH MICHEL, THE FIRST MODULAR SOFA FROM THE SERIES. SOME OF THE CHARACTERISTICS ARE UNALTERED, SUCH AS THE TWO DEPTHS, BUT IT IS MORE ESSENTIAL THAN ITS PREDECESSORS. IT REVEALS A NEW DESIGN THANKS TO A SIMPLIFICATION OF THE SEAT WITH A SINGLE CUSHION. IT IS THINNER, BUT NOT LESS COMFORTABLE. EVERYTHING SUPERFLUOUS HAS BEEN ELIMINATED.

MICHEL EFFE

TECHNICAL INFORMATION

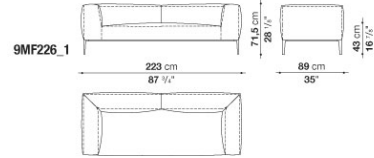
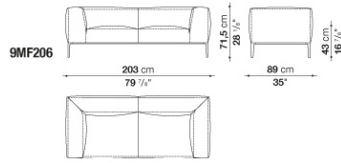
- **BACK AND ARMREST INTERNAL FRAME:**
TUBULAR STEEL AND STEEL PROFILES
- **BACK AND ARMREST INTERNAL FRAME UPHOLSTERY:**
BAYFIT® FLEXIBLE COLD SHAPED POLYURETHANE FOAM, POLYESTER FIBRE, POLYESTER FIBRE COVER
- **SEAT INTERNAL FRAME:**
PAINTED TUBULAR STEEL AND STEEL PROFILES, MULTILAYERED WOOD PANEL, SHAPED POLYURETHANE
- **SEAT CUSHION UPHOLSTERY:**
SHAPED POLYURETHANE OF DIFFERENT DENSITY, STERILIZED DOWN POLYESTER FIBRE COVER
- **BACK CUSHION UPHOLSTERY (MF65C):**
SHAPED POLYURETHANE, STERILIZED DOWN, COTTON COVER
- **BACK CUSHION UPHOLSTERY (MF65CP):**
SHAPED POLYURETHANE, STERILIZED DOWN, POLYESTER FIBRE, COTTON COVER
- **SUPPORT FRAME:**
PAINTED DIE-CAST ALUMINIUM AND EXTRUSIONS
- **FERRULES:**
THERMOPLASTIC MATERIAL
- **COVER:**
FABRIC OR LEATHER

MICHEL EFFE

TECHNICAL DRAWINGS

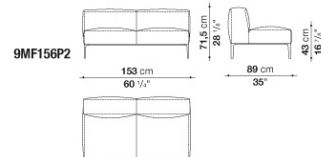
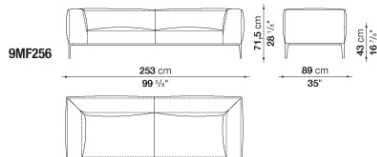
9MF206

9MF226_1



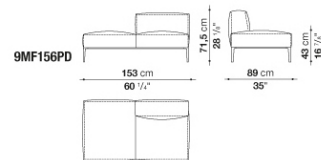
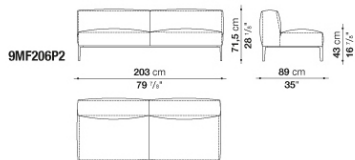
9MF256

9MF156P2



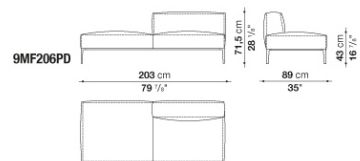
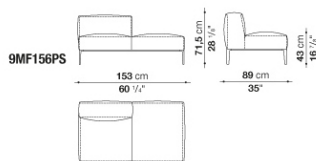
9MF206P2

9MF156PD



9MF156PS

9MF206PD

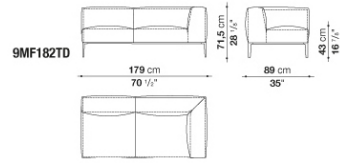
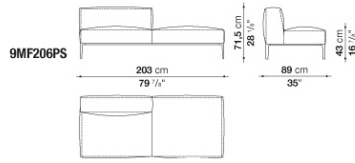


MICHEL EFFE

TECHNICAL DRAWINGS

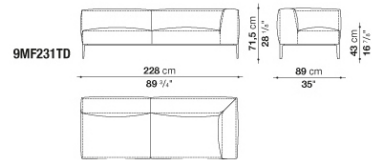
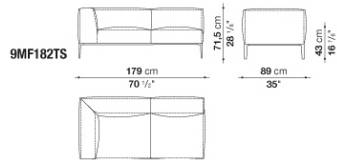
9MF206PS

9MF182TD



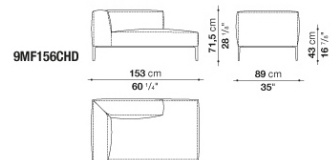
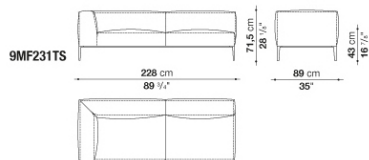
9MF182TS

9MF231TD



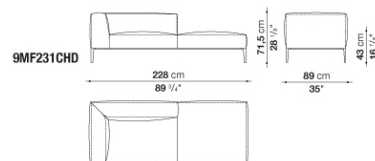
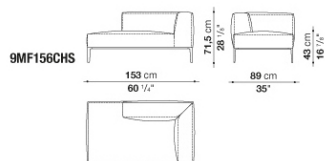
9MF231TS

9MF156CHD



9MF156CHS

9MF231CHD

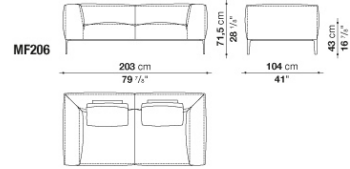
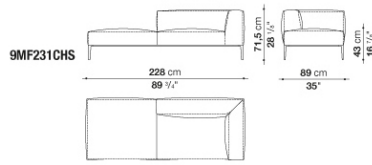


MICHEL EFFE

TECHNICAL DRAWINGS

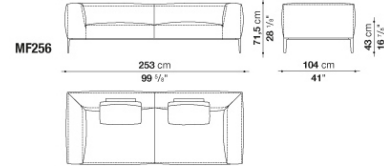
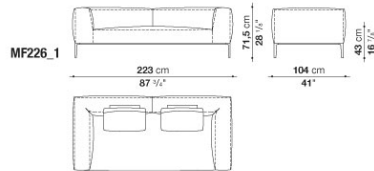
9MF231CHS

MF206



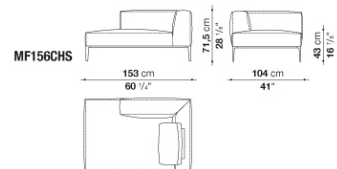
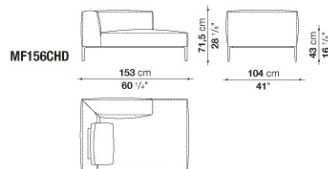
MF226_1

MF256



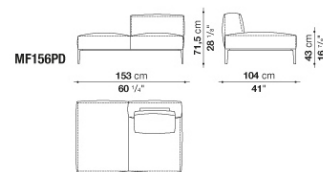
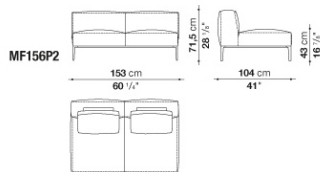
MF156CHD

MF156CHS



MF156P2

MF156PD

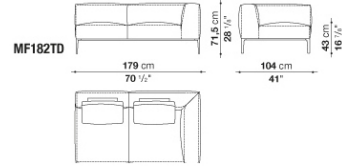
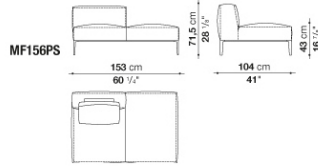


MICHEL EFFE

TECHNICAL DRAWINGS

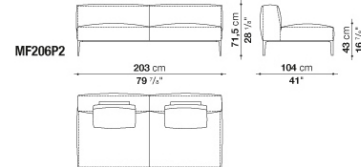
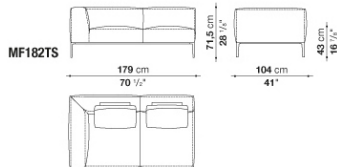
MF156PS

MF182TD



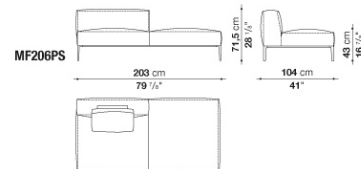
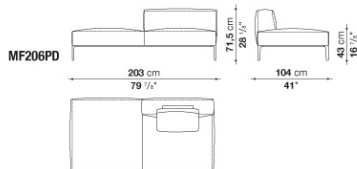
MF182TS

MF206P2



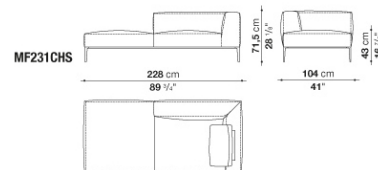
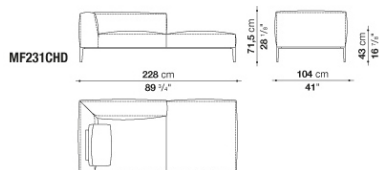
MF206PD

MF206PS



MF231CHD

MF231CHS

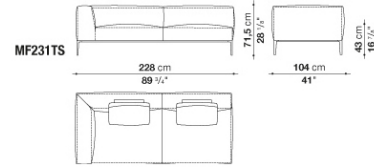
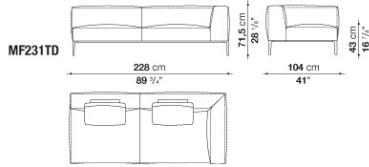


MICHEL EFFE

TECHNICAL DRAWINGS

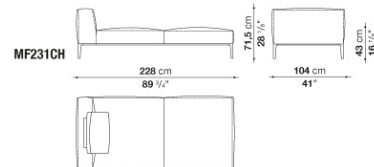
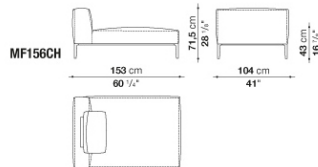
MF231TD

MF231TS



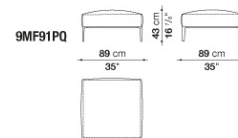
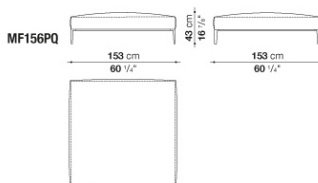
MF156CH

MF231CH



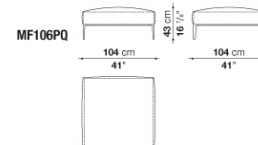
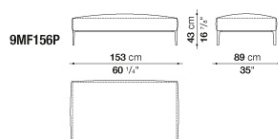
MF156PQ

9MF91PQ



9MF156P

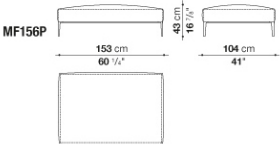
MF106PQ



MICHEL EFFE

TECHNICAL DRAWINGS

MF156P

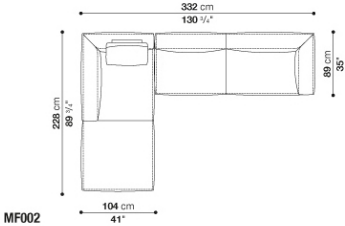
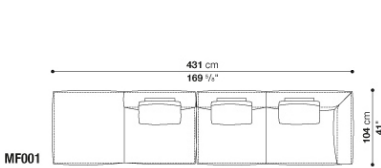


MICHEL EFFE

COMPOSITIONS

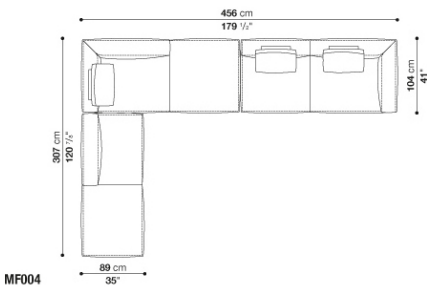
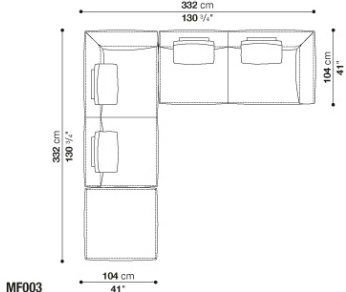
01

02



03

04



05

06

