



**Struttura** Sedile in poliuretano espanso ignifugo indeformabile a densità differenziate e fibra poliestere con struttura interna in legno. Schienale e braccioli in espanso schiumato a freddo ignifugo. I piedini avvitati alla struttura sono in polipropilene nero.

**Rivestimenti** I tessuti della collezione M.A.S.S.A.S sono accoppiati a fibra poliestere e poliuretano per dare speciale sostegno e corpo al rivestimento.  
- Canapa (002) cat. Q; raso di cotone cat. S; lana (Remix e Canvas) cat. S; panno Divina cat. W.

**Caratteristiche** La collezione M.A.S.S.A.S. è sfoderabile.

**Attenzione** I disegni delle composizioni si riferiscono alla versione destra. Consegna 6 settimane.

**Struktur** Sitzkorpus aus Polyurethanschaumstoff in verschiedenen Raumgewichte auf Holzgestell. Arm- und Rueckenlehne, Kaltschaum gespritzt auf Stahlgestell. Fuesse aus Polypropilen schwarz.

**Bezug** Stoffe Kollektion M.A.S.S.A.S sind mit Polyester-Faser und Polyurethan gekoppelt um besondere Unterstützung und Körper dem Bezug zu geben.  
- Hanf (002) cat. Q; Baumwollsatn cat. S; Wolle (Remix und Canvas) cat. S; Wolle (Divina) cat. W.

**Besonderheiten** Die Kollektion M.A.S.S.A.S. ist abziehbar.

**Achtung** Zeichnungen zeigen die Rechtsausführung. Lieferzeit 6 Wochen.

**Structure** Seat in polyurethane foam of different densities on wood frame. Arm- and backrest in injected flame-retardant foam on steelframe. Feet in black polypropylene.

**Covers** Fabrics collection M.A.S.S.A.S are coupled with polyester fiber and polyurethane to give special support and body to the cover.  
- Hemp (002) cat. Q; cotton satin cat. S - wool (Remix and Canvas) cat. S; wool (Divina) cat. W.

**Features** The M.A.S.S.A.S. collection has removable covers.

**Note** The drawings of the compositions refer to the right-hand version. 6 weeks delivery.

**Structure** Assise en mousse de polyuréthane ignifugée indéformable à densité variable et fibre polyester avec structure interne en bois. Dossiers et accoudoirs en mousse ignifugée injectée à froid. Les pieds sont vissés à la structure en polypropylène noir.

**Revêtements** Les tissus de la collection M.A.S.S.A.S sont couplé avec fibre polyester et polyurethane pour accorder un soutien particulier au corps et revêtement.  
- Chanvre (002) cat. Q; satin de coton cat. S; laine (Remix et Canvas) cat. S; laine (Divina) cat. W.

**Caractéristiques** La collection M.A.S.S.A.S. est déhoussable.

**Attention** Les dessins des compositions se réfèrent à la version droite. Livraison 6 semaines.

#### RIVESTIMENTI CONSIGLIATI

Recommended fabric hangers  
Vorgeschlagene Stoffbuegel  
Liasses de tissus conseillées

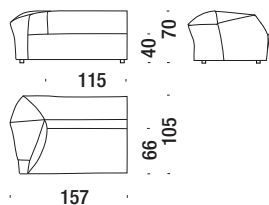
117 Surfaces for M.A.S.S.A.S

**Elemento sinistro 157**

Element left 157 - Element links 157 - Element gauche 157

1,2 m³ 70 Kg

**E50**

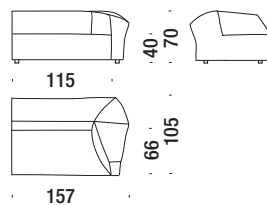


**Elemento destro 157**

Element right 157 - Element rechts 157 - Element droit 157

1,2 m³ 70 Kg

**E51**

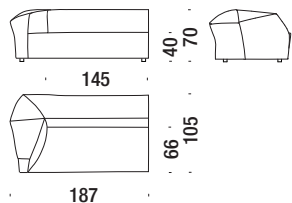


**Elemento sinistro 187**

Element left 187 - Element links 187 - Element gauche 187

1,4 m³ 85 Kg

**E56**

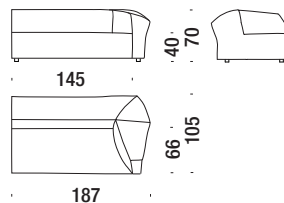


**Elemento destro 187**

Element right 187 - Element rechts 187 - Element droit 187

1,4 m³ 85 Kg

**E57**

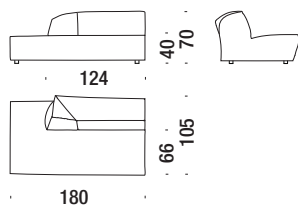


**Elemento penisola sinistra 180**

Element peninsula left 180 - Element Halbinsel links 180 - Element péninsule gauche 180

1,4 m³ 80 Kg

**E52**

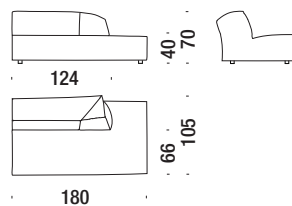


**Elemento penisola destra 180**

Element peninsula right 180 - Element Halbinsel rechts 180 - Element péninsule droit 180

1,4 m³ 80 Kg

**E53**

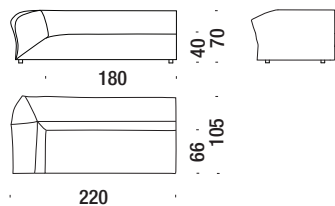


**Angolo sinistro 220**

Left corner 220 - Ecke links 220 - Angle gauche 220

1,7 m³ 100 Kg

**E54**

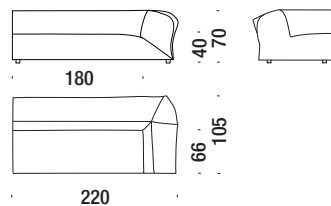


**Angolo destro 220**

Right corner 220 - Ecke rechts 220 - Angle droit 220

1,7 m³ 100 Kg

**E55**

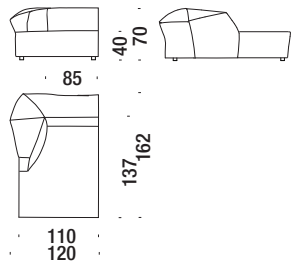


**Chaise Longue sinistra**

Chaise Longue left - Chaise Longue links - Chaise Longue gauche

1,4 m³ 70 Kg

OD4

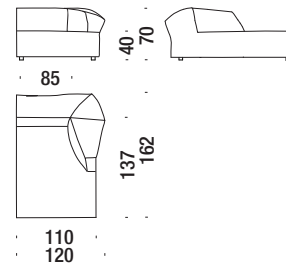


**Chaise Longue destra**

Chaise Longue right - Chaise Longue rechts - Chaise Longue droit

1,4 m³ 70 Kg

OD3

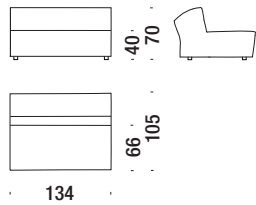


**Elemento 1 posto centrale**

1 seater element - Zentralelement - Élément central

1 m³ 45 Kg

011

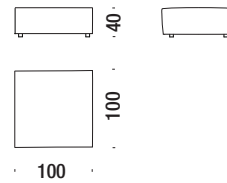


**Pouf**

Stool - Hocker - Pouf

0,6 m³ 20 Kg

017

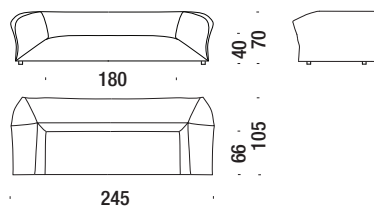


**Divano 245**

Sofa 245 - Sofa 245 - Canapé 245

2 m³ 120 Kg

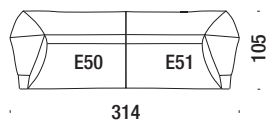
003



**Composizione A10**

Composition A10 - Zusammenstellung A10 - Composition A10

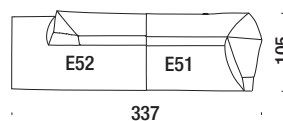
2,4 m³ 140 Kg



**Composizione A20Dx-A20Sx**

Composition A20R or A20L - Zusammenstellung A20R oder A20L - Composition A20D ou A20G

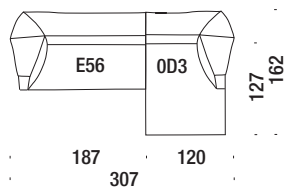
2,6 m³ 150 Kg



**Composizione A30Dx-A30Sx**

Composition A30R or A30L - Zusammenstellung A30R oder A30L - Composition A30D ou A30G

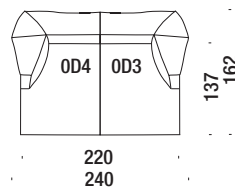
2,8 m³ 155 Kg



**Composizione A40**

Composition A40 - Zusammenstellung A40 - Composition A40

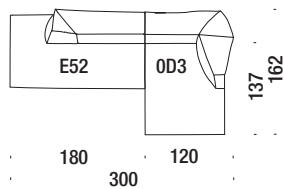
2,8 m³ 140 Kg



**Composizione A50Dx-A50Sx**

Composition A50R or A50L - Zusammenstellung A50R oder A50L - Composition A50D ou A50G

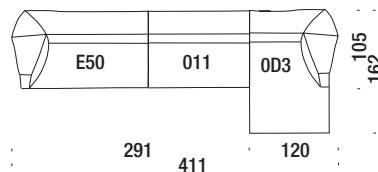
2,8 m³ 150 Kg



**Composizione B10Dx-B10Sx**

Composition B10R or B10L - Zusammenstellung B10R oder B10L - Composition B10D ou B10G

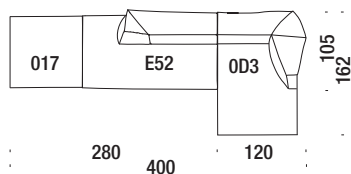
3,6 m³ 185 Kg



**Composizione B20Dx-B20Sx**

Composition B20R or B20L - Zusammenstellung B20R oder B20L - Composition B20D ou B20G

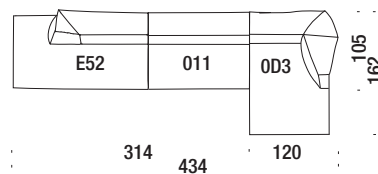
3,4 m³ 170 Kg



**Composizione B30Dx-B30Sx**

Composition B30R or B30L - Zusammenstellung B30R oder B30L - Composition B30D ou B30G

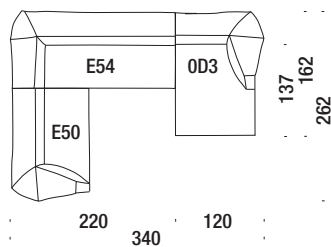
3,8 m³ 195 Kg



**Composizione C10Dx-C10Sx**

Composition C10R or C10L - Zusammenstellung C10R oder C10L - Composition C10D ou C10G

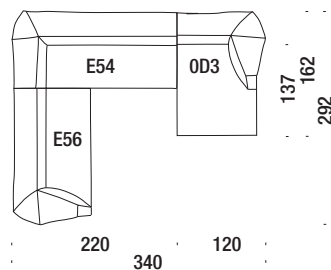
4,3 m³ 240 Kg 



**Composizione C20Dx-C20Sx**

Composition C20R or C20L - Zusammenstellung C20R oder C20L - Composition C20D ou C20G

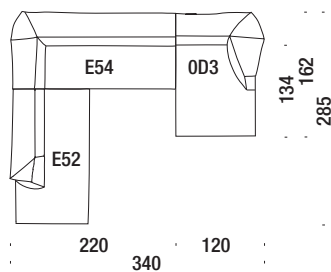
4,5 m³ 255 Kg 



**Composizione C30Dx-C30Sx**

Composition C30R or C30L - Zusammenstellung C30R oder C30L - Composition C30D ou C30G

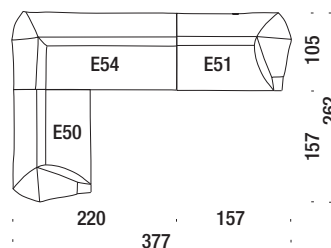
4,5 m³ 250 Kg 



**Composizione C40Dx-C40Sx**

Composition C40R or C40L - Zusammenstellung C40R oder C40L - Composition C40D ou C40G

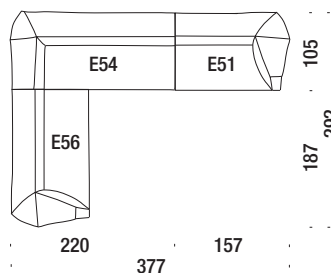
4,1 m³ 240 Kg 



**Composizione C50Dx-C50Sx**

Composition C50R or C50L - Zusammenstellung C50R oder C50L - Composition C50D ou C50G

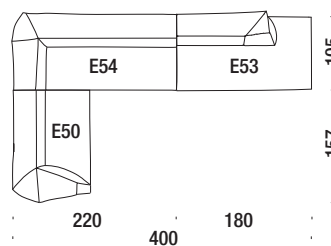
4,3 m³ 255 Kg 



**Composizione C60Dx-C60Sx**

Composition C60R or C60L - Zusammenstellung C60R oder C60L - Composition C60D ou C60G

4,3 m³ 250 Kg 



**Composizione D10Dx-D10Sx**

Composition D10R or D10L - Zusammenstellung D10R oder D10L - Composition D10D ou D10G

6 m³ 350 Kg 

