

TECHNICAL DATA

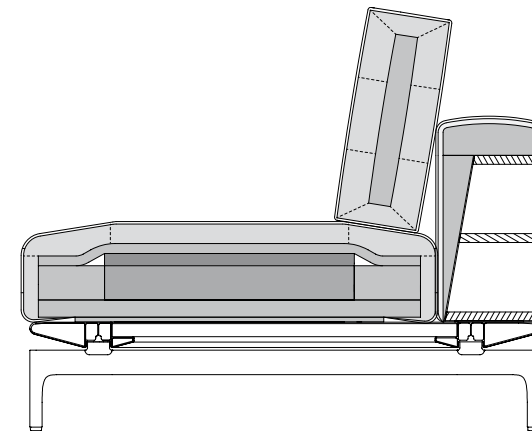
# ROLF BENZ LIV

---

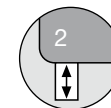


**ROLF  
BENZ**

- Seat made of polyurethane foam, built up in layers and coordinated in different thicknesses and hardnesses, covered with a pad consisting of 20 % viscose foam and 80 % microfibres
- Spring system: Glass fibre-reinforced plastic female connectors
- Back with wooden frame inside
- Back pad in polyurethane foam
- Upholstery cover glued-on non-woven polyester
- Down-like backrest cushions comprising compartments with a filling made of 100 % microfibres and a supporting core made of polyurethane
- Frame Smooth aluminium, powder-coated, matt:
  - RAL 9017 Traffic black
  - RAL 7022 Umbra grey
  - Marrone metallic
- Seat height options 42 cm or 45 cm



Seat heights available

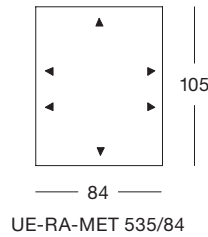
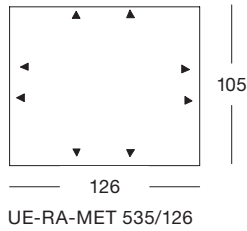
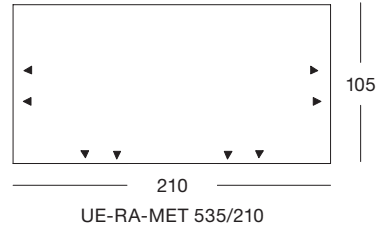
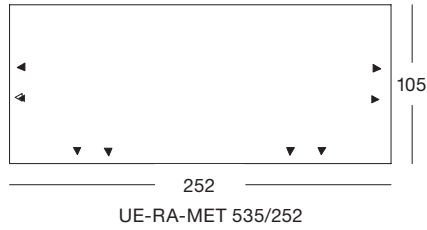


Wave formation and depressions in the seat area are unavoidable, due to comfort and design reasons, even in high quality Rolf Benz upholstered furniture. All measurements are approximate.

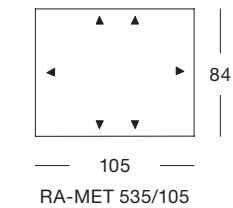
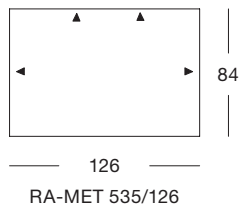
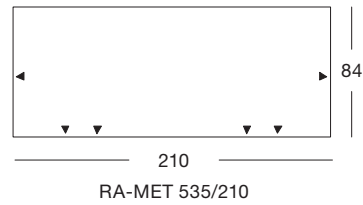
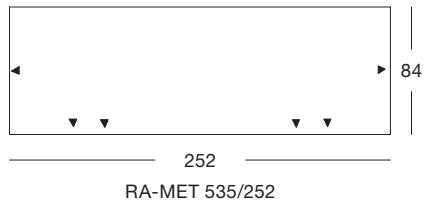
**ROLF  
BENZ**

Rolf Benz LIV | Module: frame + back (shelving unit) / side section + seat cushions + back cushion = complete model

Extra-deep frame



Frame



**ROLF  
BENZ**

Rolf Benz LIV | Module: frame + back (shelving unit) / side section + seat cushions + back cushion = complete model

Wide back



RU-B 535/126




RU-B 535/105




RU-B 535/84


Narrow back



RU-S 535/126



RU-S 535/105



RU-S 535/84

Side section / wide




105

21



84

21



105

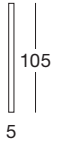
21



84

21

Side section / narrow



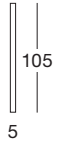
105

5



84

5



105

5



84

5

Shelf



SHELF 535/126



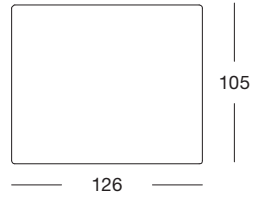
SHELF 535/105



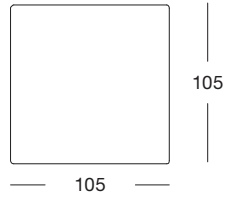
SHELF 535/84

Rolf Benz LIV | Module: frame + back (shelving unit) / side section + seat cushions + back cushion = complete model

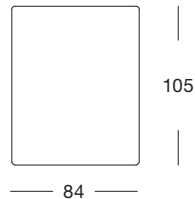
Extra-deep seat cushions



UE-SIK 535 SB 126



UE-SIK 535 SB 105

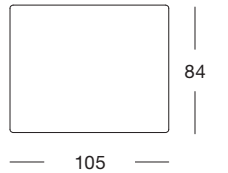


UE-SIK 535 SB 84

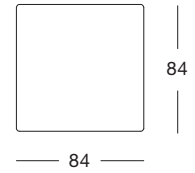
Seat cushions



SIK 535 SB 126



SIK 535 SB 105



SIK 535 SB 84

**ROLF  
BENZ**

Rolf Benz LIV | Module: frame + back (shelving unit) / side section + seat cushions + back cushions = complete model

Back cushions



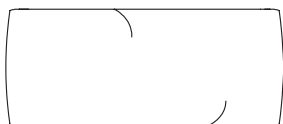
RUK 535/50



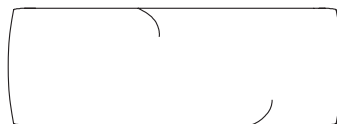
RUK 535/63



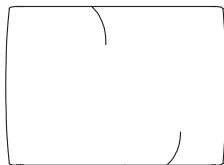
RUK 535/84



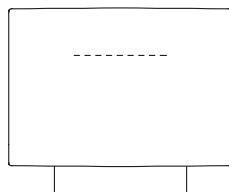
RUK 535/105



RUK 535/126



H-RUK 535/84



H-RUK-RO 535/84

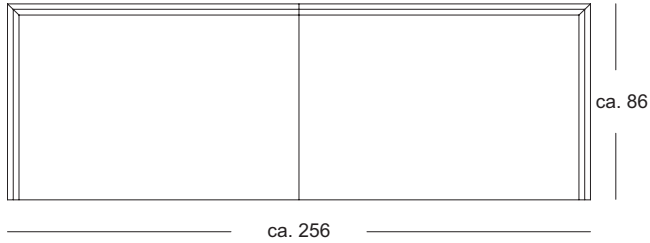


N-RUK 535/58 x 34



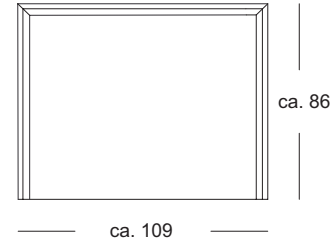
PO-RO 535/10 x 56

**ROLF  
BENZ**



**Sofa 535-2 SB-252**

RA-MET 535/252  
 RU/ST-S 535/84 left  
 RU-S 535/126 left  
 RU-S 535/126 right  
 RU/ST-S 535/84 right  
 SIK 535 SB126 left  
 SIK 535 SB126 right



**Armchair 535-1**

RA-MET 535/105  
 RU-ST-S 535/84 left  
 RU-S 535/105  
 RU/ST-S 535/84 right  
 SIK 535 SB-105 SE STS



**Sofa 535-3 SB-210**

UE-RA-MET 535 252  
 RU/ST-B 535/84 left  
 REG 535/126 left  
 REG 535/126 right  
 RU/ST-B 535/84 right  
 SIK 535 SB-105 left  
 SIK 535 SB-105 right

**Concerns all figures:**

The specified dimensions are the dimensions of the individual components in cm. For design reasons, the dimensions of the fully assembled furniture vary by approximately up to + 4 cm.

Back cushions are not included in the example combinations. Normal-height back cushions are available in grid sizes 63 cm, 84 cm, 105 cm and 126 cm. To preserve the model's lightweight character, a grid one size smaller than the seat cushion is always recommended.



**Sofa 535-4 SB-210**

UE-RA-MET 535/252  
 RU/ST-B 535/84 left  
 RU-B 535/126 left  
 RU-B 535/126 right  
 RU/ST-B 535/84 right  
 SIK 535 SB-105 left  
 SIK 535 SB-105 right

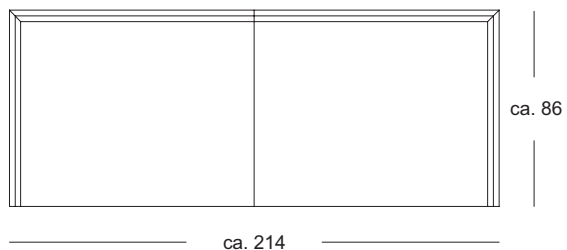


**Sofa 535-5 SB-210**

UE-RA-MET 535/210  
 RU/ST-S 535/105 left  
 RU-S 535/105 left  
 RU-S 535/105 right  
 RU/ST-S 535/105 right  
 UE-SIK 535 SB-105 left  
 UE-SIK 535 SB-105 right

Concerns all figures:


The specified dimensions are the dimensions of the individual components in cm. For design reasons, the dimensions of the fully assembled furniture vary by approximately up to + 4 cm.



**Sofa 535-6 SB-210**

RA-MET 535/210  
 RU/ST-S 535/84 left  
 RU-S 535/105 left  
 RU-S 535/105 right  
 RU/ST-S 535/84 right  
 SIK 535 SB-105 left  
 SIK 535 SB-105 right

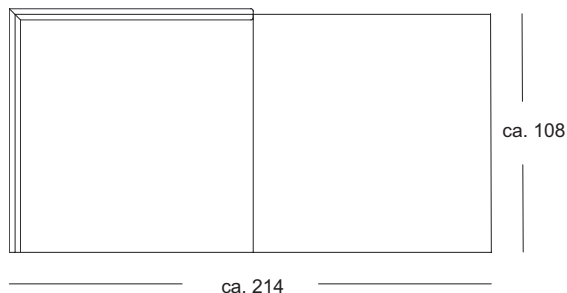
Back cushions are not included in the example combinations. Normal-height back cushions are available in grid sizes 63 cm, 84 cm, 105 cm and 126 cm. To preserve the model's lightweight character, a grid one size smaller than the seat cushion is always recommended.



**Sofa 535-24 SB-252**

UE-RA-MET 535/252  
 RU/ST-S 535/105 left  
 RU-S 535/126 left  
 RU-S 535/126 right  
 RU/ST-S 535/105 right  
 UE-SIK 535 SB-126 left  
 UE-SIK 535 SB-126 right





**Recamiere 535-11 left**

UE-RA-MET 535/210  
RU/ST-S 535/105 left  
RU-S 535/105 left  
UE-SIK 535 SB-105 left  
UE-SIK 535 SB-105 right

**Concerns all figures:**

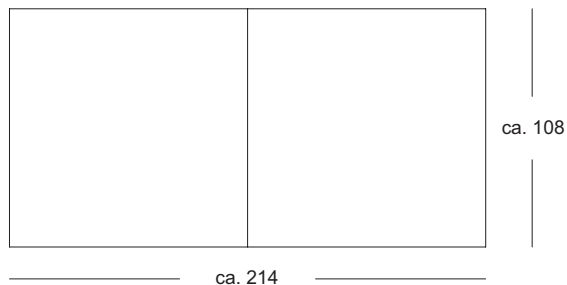
The specified dimensions are the dimensions of the individual components in cm. For design reasons, the dimensions of the fully assembled furniture vary by approximately up to + 4 cm.



**Recamiere 535-25 left**

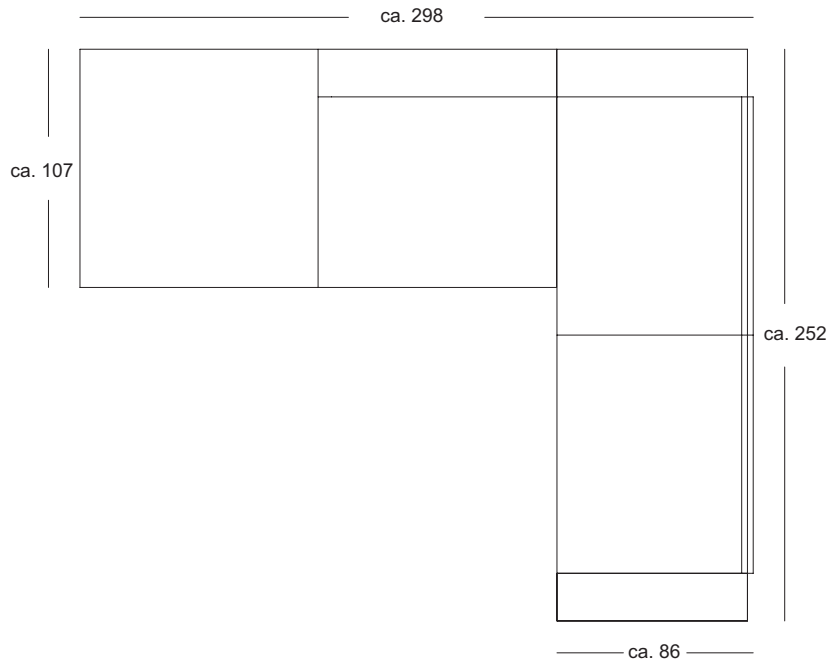
UE-RA-MET 535/210  
RU/ST-B 535/84 left  
REG 535/105 right  
SIK 535 SB-84 left  
UE-SIK 535 SB-105 right

Back cushions are not included in the example combinations. Normal-height back cushions are available in grid sizes 63 cm, 84 cm, 105 cm and 126 cm. To preserve the model's lightweight character, a grid one size smaller than the seat cushion is always recommended.



**Bank 535-13**

UE\_RA\_MET 535/210  
UE-SIK 535 SB-105 left  
UE-SIK 535 SB-105 right




### Modular group 535-14 left

UE-RA-MET 535/210  
REG 535/105 right  
UE-SIK 535 SB-105 left  
SIK 535 SB-105 right  
Coupling plate

RA-MET 535/252  
REG 535/84 left  
RU-S 535/105 left  
RU-S 535/105 right  
RU/ST-B 535/84 right  
SIK 535 SB-105 left  
SIK 535 SB-105 right

Back cushions are not included in the example combinations. Normal-height back cushions are available in grid sizes 63 cm, 84 cm, 105 cm and 126 cm. To preserve the model's lightweight character, a grid one size smaller than the seat cushion is always recommended.

The specified dimensions are the dimensions of the individual components in cm. For design reasons, the dimensions of the fully assembled furniture vary by approximately up to + 4 cm.



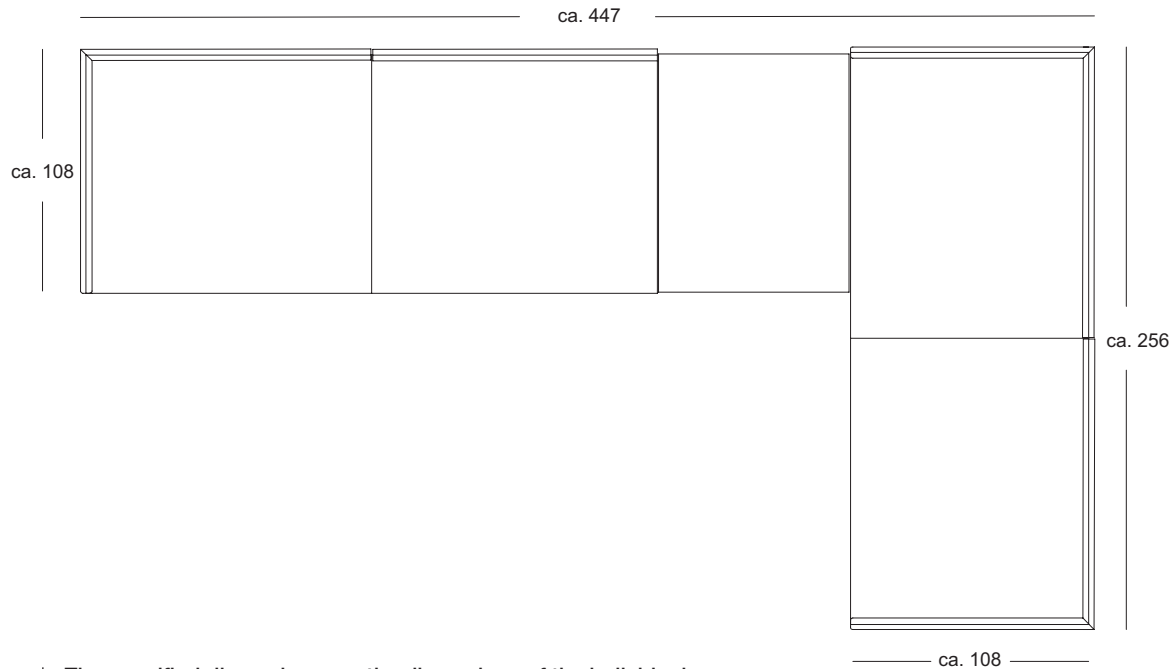
**Modular group 535-16 left**

UE-RA-MET 535/252  
 RU/ST-B 535 / 105 left  
 RU-S 535/105 left  
 RU-S 535/105 right  
 REG 535/105 right  
 UE-SIK 535 SB-105 left  
 UE-SIK 535 SB-105 right  
 Coupling plate

UE-RA-MET 535/210  
 REG 535/105 left  
 REG 535/105 right  
 RU/ST-B 535/84 right  
 SIK 535 SB-105 left  
 SIK 535 SB-84 right

The specified dimensions are the dimensions of the individual components in cm. For design reasons, the dimensions of the fully assembled furniture vary by approximately up to + 4 cm.

Back cushions are not included in the example combinations. Normal-height back cushions are available in grid sizes 63 cm, 84 cm, 105 cm and 126 cm. To preserve the model's lightweight character, a grid one size smaller than the seat cushion is always recommended.



**Modular group 535-18 left**


UE-RA-MET 535/252  
 RU/ST-S 535/105 left  
 RU-S 535/126 left  
 RU-S 535/126 right  
 UE-SIK 535 SB-126 left  
 UE-SIK 535 SB-126 right  
 Coupling plate

UE-RA-MET 535/84  
 UE-SIK 535 SB-84  
 Coupling plate

UE-RA-MET 535/252  
 RU/ST-S 535/105 left  
 RU-S 535/126 left  
 RU-S 535/126 right  
 RU/ST-S 535/105 right  
 UE-SIK 535 SB-126 left  
 UE-SIK 535 SB-126 right

The specified dimensions are the dimensions of the individual components in cm. For design reasons, the dimensions of the fully assembled furniture vary by approximately up to + 4 cm.

Back cushions are not included in the example combinations. Normal-height back cushions are available in grid sizes 63 cm, 84 cm, 105 cm and 126 cm. To preserve the model's lightweight character, a grid one size smaller than the seat cushion is always recommended.



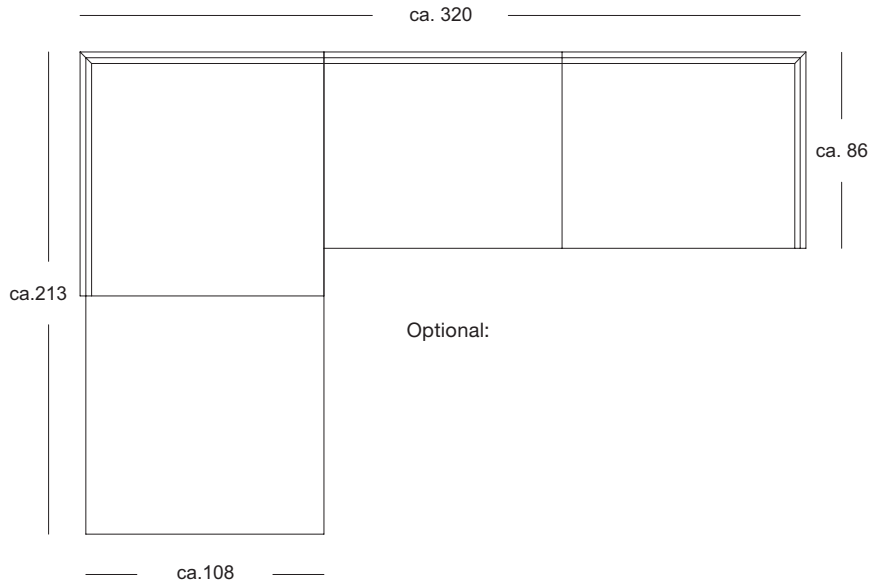
### Modular group 535-20 left

UE-RA-MET 535/210  
RU-B 535/105 right  
UE-SIK 535 SB-105 left  
SIK 535 SB-105 right  
Coupling plate

RA-MET 535/252  
RU/ST-B 535/84 left  
RU-S 535/105 left  
RU-S 535/126 right  
RU/ST-S 535/84 right  
SIK 535 SB-105 left  
SIK 535 SB-126 right

Back cushions are not included in the example combinations. Normal-height back cushions are available in grid sizes 63 cm, 84 cm, 105 cm and 126 cm. To preserve the model's lightweight character, a grid one size smaller than the seat cushion is always recommended.

The specified dimensions are the dimensions of the individual components in cm. For design reasons, the dimensions of the fully assembled furniture vary by approximately up to + 4 cm.




#### Modular group 535-22 left

UE-RA-MET 535/210  
 RU-S 535/105 right  
 RU/ST-S 535/105 right  
 UE-SIK 535 SB-105 left  
 UE-SIK 535 SB-105 right  
 Coupling plate

RA-MET 535/210  
 RU-S 535/105 left  
 RU-S 535/105 right  
 RU/ST-S 535/84 right  
 SIK 535 SB-105 left  
 SIK 535 SB-105 right

Back cushions are not included in the example combinations. Normal-height back cushions are available in grid sizes 63 cm, 84 cm, 105 cm and 126 cm. To preserve the model's lightweight character, a grid one size smaller than the seat cushion is always recommended.

The specified dimensions are the dimensions of the individual components in cm. For design reasons, the dimensions of the fully assembled furniture vary by approximately up to + 4 cm.



#### Modular group 535-27 left

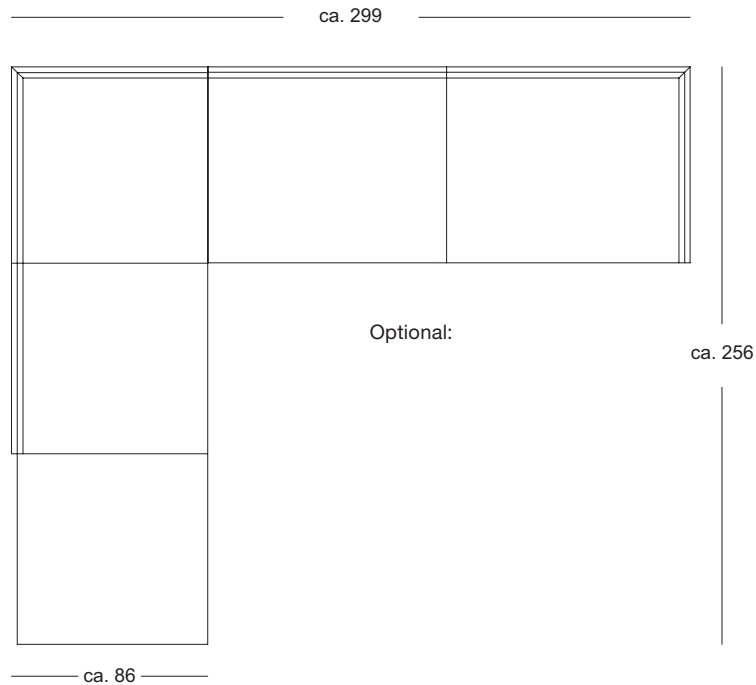
UE-RA-MET 535/84  
UE-SIK 535 SB-84  
Coupling plate

RA-MET 535/252  
RU/ST-S 535/84 left  
RU-S 535/84 left  
RU-S 535/84  
RU-S 535/84 right  
RU/ST-S 535/84 right  
SIK 535 SB-84 left  
SIK 535 SB-84  
SIK 535 SB-84 right

Back cushions are not included in the example combinations. Normal-height back cushions are available in grid sizes 63 cm, 84 cm, 105 cm and 126 cm. To preserve the model's lightweight character, a grid one size smaller than the seat cushion is always recommended.

The specified dimensions are the dimensions of the individual components in cm. For design reasons, the dimensions of the fully assembled furniture vary by approximately up to + 4 cm.

**ROLF  
BENZ**



### Modular group 535-29 left

RA-MET 535/252  
RU-S 535/84  
RU-S 535/84 right  
RU/ST-S 535/84 right  
SIK 535 SB-84 left  
SIK 535 SB-84  
SIK 535 SB-84 right  
Coupling plate

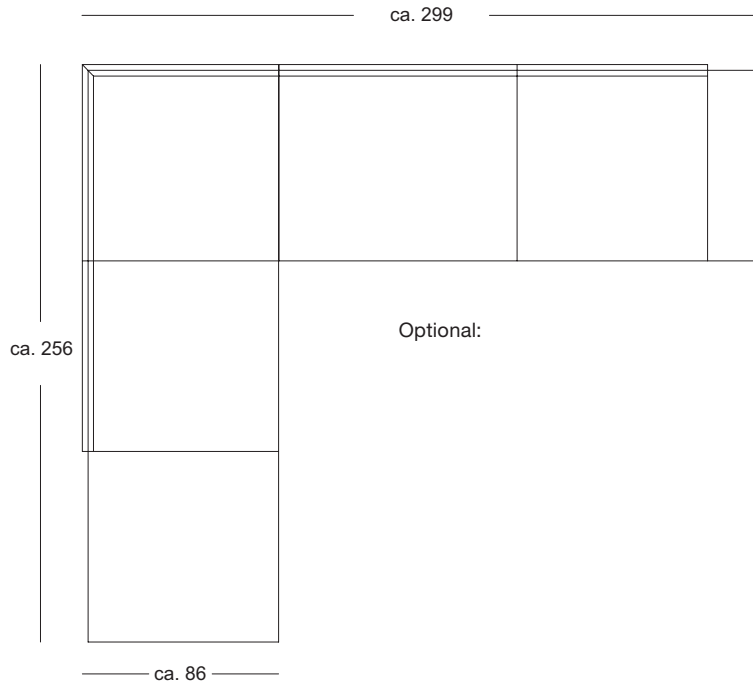
RA-MET 535/210  
RU-S 535/105 left  
RU-S 535/105 right  
RU/ST-S 535/84 right  
SIK 535 SB-105 left  
SIK 535 SB-105 right

Back cushions are not included in the example combinations. Normal-height back cushions are available in grid sizes 63 cm, 84 cm, 105 cm and 126 cm. To preserve the model's lightweight character, a grid one size smaller than the seat cushion is always recommended.

The specified dimensions are the dimensions of the individual components in cm. For design reasons, the dimensions of the fully assembled furniture vary by approximately up to + 4 cm.

**ROLF  
BENZ**





### Modular group 535-31 left

RA-MET 535/252  
 RU-S 535/84  
 RU-S 535/84 right  
 RU/ST-S 535/84 right  
 SIK 535 SB-84 left  
 SIK 535 SB-84  
 SIK 535 SB-84 right  
 Coupling plate

RA-MET 535/210  
 RU-S 535/105 left  
 RU-S 535/84 right  
 REG 535/84 right  
 SIK 535 SB-105 left  
 SIK 535 SB-84 right

Back cushions are not included in the example combinations. Normal-height back cushions are available in grid sizes 63 cm, 84 cm, 105 cm and 126 cm. To preserve the model's lightweight character, a grid one size smaller than the seat cushion is always recommended.

The specified dimensions are the dimensions of the individual components in cm. For design reasons, the dimensions of the fully assembled furniture vary by approximately up to + 4 cm.