

# Come Together — Ludovica + Roberto Palomba — 2018

---



Ludovica e Roberto Palomba progettano un sofa system ultra contemporaneo: la logica compositiva si basa volutamente su un numero limitato di moduli, studiati per rendere possibili combinazioni infinite. Tutto concorre a creare un microcosmo ricco di dettagli, avvolgente e attrezzato. Un'oasi di socialità da plasmare secondo le proprie esigenze abitative e conviviali.

## CARATTERISTICHE TECNICHE

---

**Struttura base.** Realizzata in tubolare metallico e massello di pioppo

---

**Imbottitura struttura.** In poliuretano espanso e feltro pressato.

---

**Molleggio seduta.** Ottenuto con cinghie elastiche intrecciate.

---

**Imbottitura cuscino seduta.** In piuma d'oca e ovatta poliestere con inserto stabilizzante in poliuretano espanso.

---

**Imbottitura cuscinatura schienale e braccioli.** In piuma d'oca e ovatta poliestere.

---

**Fascia decorativa.** Come Together è arricchibile con una cornice perimetrale posta sotto la base e rivestita in cuoio.

- con fascia decorativa
  - senza fascia decorativa
- 

**Rivestimento fascia decorativa.**

- Saddle
- Saddle Extra

con cuciture a contrasto e bordi a taglio netto con tinta tono su tono

---

**Piedi.**

- cilindrici, in alluminio anodizzato nero con puntali in materiale plastico
- a lama, in acciaio in due finiture
  - spazzolato brunito
  - trattamento galvanico ruthenium

con puntali di protezione in materiale plastico.

---

**Rivestimento.** Interamente in Pelle Frau® o in tessuto.

- Color System Frau® (SC)
- Nest
- Soul
- Century
- Fabric A
- Fabric B
- C.O.M.

Per verificare i tessuti disponibili si prega di consultare la tabella dedicata "Schema abbinamento prodotti-tessuti".

---

**Sfoderabilità.** Prevista per il rivestimento in tessuto e, in caso di rivestimento in pelle, solo per i cuscini di seduta e schienale.

**N.B.:** La sfoderabilità del rivestimento in tessuto è consentita solo previo smontaggio della fascia decorativa (quando presente).

---

Ludovica and Roberto Palomba have designed an ultra-modern sofa system based on a deliberately limited number of elements designed to offer infinite combinations. The result is an enveloping and perfectly equipped microcosm of exquisite details, a veritable oasis of social living that moulds seamlessly to our living and social needs.

## TECHNICAL FEATURES

---

**Base structure.** Made of tubular metal and solid poplar

---

**Padding structure.** Made of polyurethane foam and pressed felt.

---

**Seat spring system.** Interwoven elastic belts.

---

**Seat cushion padding.** In goose down and polyester wadding with stabilising insert in polyurethane foam.

---

**Backrest and armrests cushions padding.** In goose down and polyester wadding.

---

**Decorative band.** Come Together can be supplemented by an outer frame placed under the base and covered in leather.

- with decorative band
  - without decorative band
- 

**Decorative band covering.**

- Saddle
- Saddle Extra

with contrast stitching and clean-cut edges in tone-on-tone shades

---

**Feet.**

- cylindrical, black anodised aluminium with plastic tips
  - blade, steel in two finishes
    - brushed burnished
    - ruthenium electroplating treatment
- with plastic protection tips.
- 

**Upholstery.** Fully upholstered in Pelle Frau® leather or in fabric.

- Color System Frau® (SC)
- Nest
- Soul
- Century
- Fabric A
- Fabric B
- C.O.M.

To verify the available fabrics please consult the dedicated table "Combination models-fabrics pattern".

---

**Removability.** Provided for fabric upholstery and, in the case of leather upholstery, only for seat and back cushions.

**N.B.:** The fabric cover can only be removed after disassembly of the decorative band (if present).

---

**Dettagli estetici.** Cuciture tono su tono.

## ACCESSORI E COMPLEMENTI

### CUSCINI

**Cuscini schienale 65×65 opzionali suggeriti.** Non inclusi nel prezzo.

Disponibile in due versioni:

- “Standard”, con imbottitura in piuma d’oca a camere orizzontali separate a differenziare le aree di comfort.
- “Export”, con imbottitura in ovatta poliestere e inserto in poliuretano espanso a spessori differenti per diversificare le aree di comfort.

**Si consiglia di prevedere un cuscino per ogni schienale.**

**Rivestimento cuscini.** In Pelle Frau® o in tessuto:

- Color System Frau®
- Nest
- Soul
- Century
- Fabric A
- Fabric B
- C.O.M.

**C.O.M. (Fabric/Mt. plain - Fabric/Mt. repeat)** Cuscino 65X65: 1,5-1,7

**Sfoderabilità.** Prevista sia per i cuscini in tessuto che in pelle.

### MOBILI

**Struttura portante. Mobile Terminale.** Realizzati in multistrato di betulla.  
**Mobile Schienale e Mobile Attrezzato.** Realizzati in multistrato di betulla con parti in fibra in legno a media densità.

**Piani di appoggio.** Sono rifiniti nella parte superiore da lamina in acciaio inox spazzolato e acidato nella finitura peltro e rifiniti con una vernice protettiva trasparente. Nella parte inferiore i piani sono rifiniti con la tela jacquard Poltrona Frau. I bordi dei piani sono caratterizzati da una cornice perimetrale realizzata in lamiera di acciaio zincata e rivestita in cuoio con cuciture a contrasto e bordo a taglio netto con tinta tono su tono.

**Mobile schienale.** È attrezzato con un cassetto montato su guide metalliche a estrazione totale con sistema push-pull.

**Mobile attrezzato.** È attrezzato con un vano contenitore accessibile dal piano di appoggio attraverso uno sportello ricavato sulla superficie. L’apertura, fino al suo ribaltamento a 180°, avviene con sistema push-pull. La chiusura dello sportello è agevolata dalla presenza di una maniglia realizzata in Pelle Frau® Color System che rimane a scomparsa nel mobile.

**Piedi.** A lama, in acciaio verniciato nero e dotati di puntali di protezione in materiale plastico.

**Rivestimento.** In cuoio:

- Saddle
- Saddle Extra

Il rivestimento riguarda gli elementi verticali di connessione tra piano superiore e inferiore, le cornici perimetrali e il cassetto del mobile schienale.

**Aesthetic details.** Tone-on-tone stitching.

## ACCESSORIES AND COMPLEMENTS

### CUSHIONS

**Suggested optional back 65×65 cushions.** Not included in the price.

Available in two versions:

- “Standard” version, padded with goose down in two separate horizontal compartments to ensure differentiated and anatomical comfort.
- “Export” version, padded with polyester wadding and a polyurethane foam insert in various thicknesses to ensure differentiated and anatomical comfort.

**One backseat cushion per each backseat is recommended.**

**Upholstery.** In Pelle Frau® leather or fabric:

- Color System Frau®
- Nest
- Soul
- Century
- Fabric A
- Fabric B
- C.O.M.

**C.O.M. (Fabric/Mt. plain - Fabric/Mt. repeat)** 65X65 cushion: 1,5-1,7

**Removability.** Provided for both fabric and leather cushions.

### FURNISHINGS UNITS

**Supporting structure. End unit.** Made of birch plywood. **Backrest and Wall Unit.** Made of birch plywood with medium-density wooden fibre parts.

**Resting surface.** The top part is finished in brushed and acid-etched stainless-steel sheet in the pewter finish and with transparent protective paint. The lower part of the tops is finished with Poltrona Frau jacquard canvas. An outer frame made of galvanised steel sheet and covered in leather with contrasting stitching and a clean-cut edge in tone-on-tone shades marks the edges of the surfaces.

**Backseat unit.** Equipped with a drawer mounted on metal slides that extend fully with push-pull system.

**Equipped Unit.** Equipped with a storage compartment accessible from the supporting surface through a door. It opens using a push-pull system, folding down to 180°. The door can be closed easily using a handle made of Pelle Frau® Color System leather that remains hidden in the cabinet.

**Feet.** Blade, in black painted steel and equipped with plastic protection tips.

**Upholstery.** In saddle leather:

- Saddle
- Saddle Extra

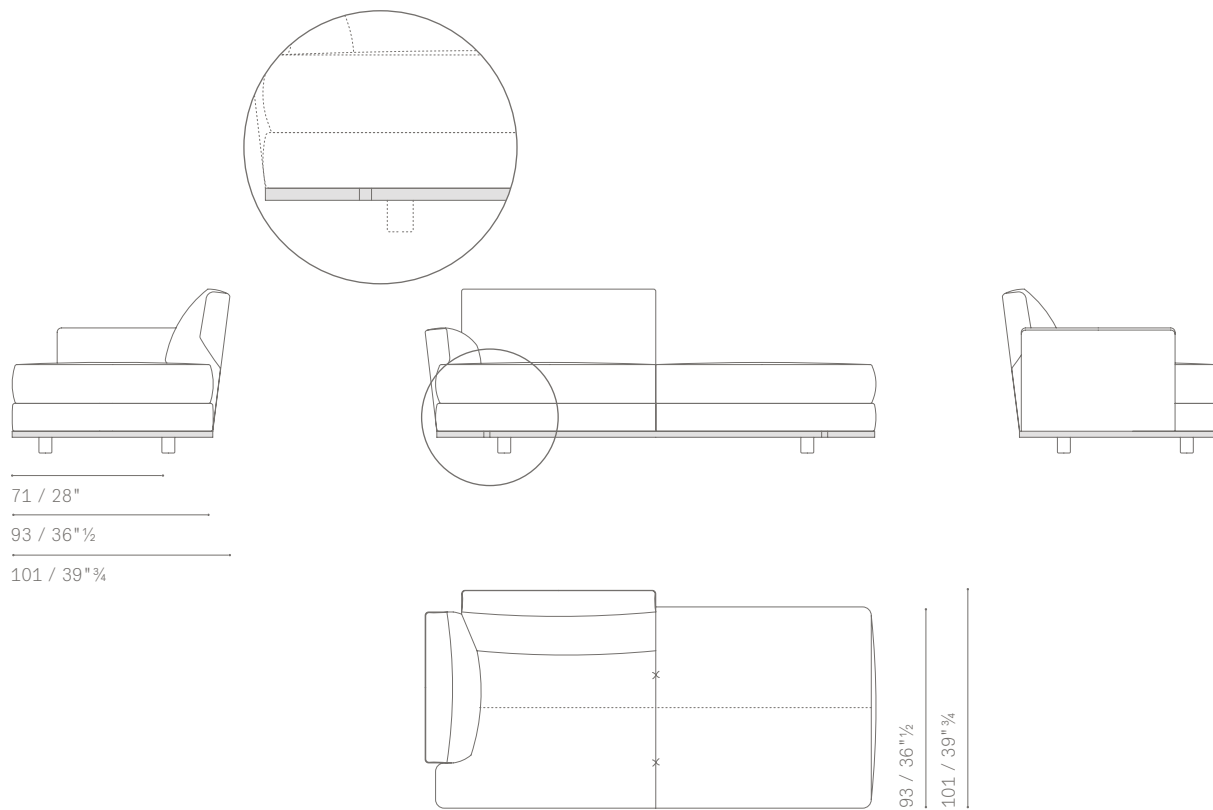
The covering is for the vertical elements connecting the upper and lower shelves, the outer frames and the drawer of the backrest unit.

---

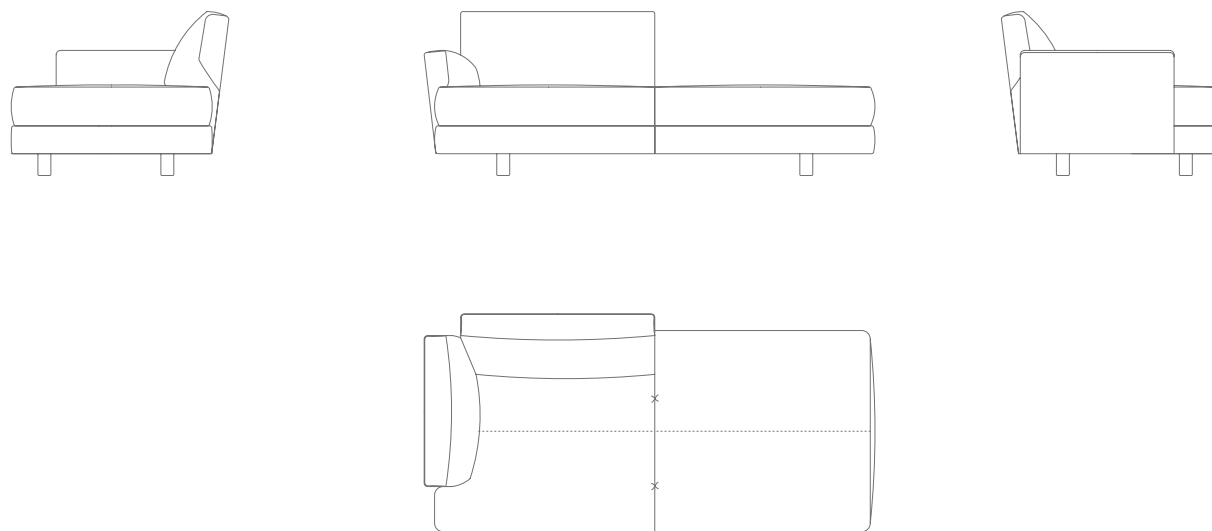
FASCIA DECORATIVA / ORNAMENTAL BAND

---

DIVANO CON FASCIA DECORATIVA / SOFA WITH ORNAMENTAL BAND



DIVANO SENZA FASCIA DECORATIVA / SOFA WITHOUT ORNAMENTAL BAND



---

**CUSCINI SCHIENALE 65X65 cm OPZIONALI / SUGGESTED OPTIONAL BACK 65X65 CUSHIONS**


---

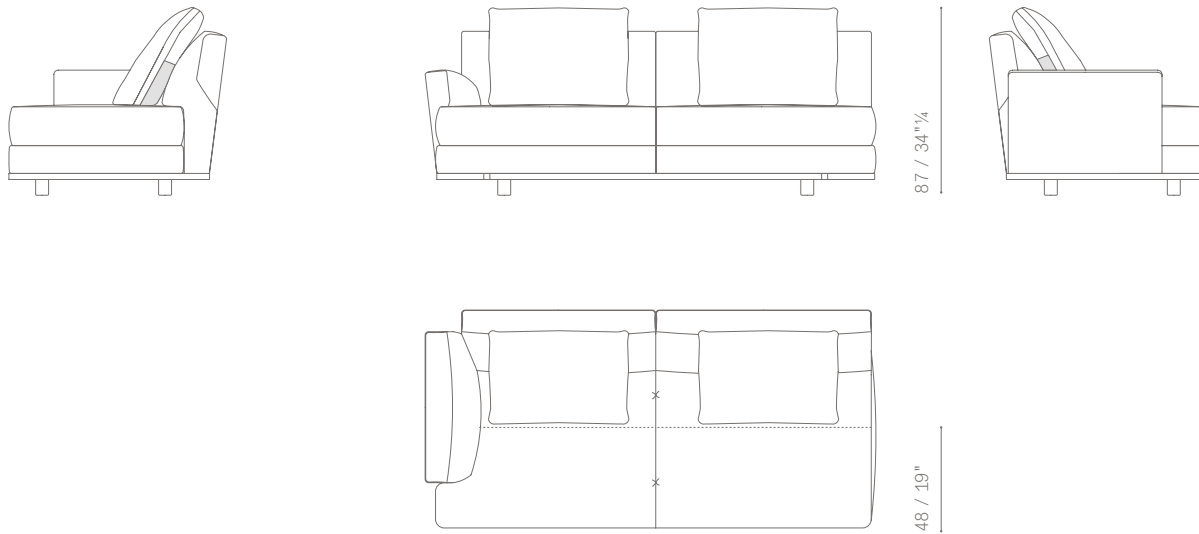
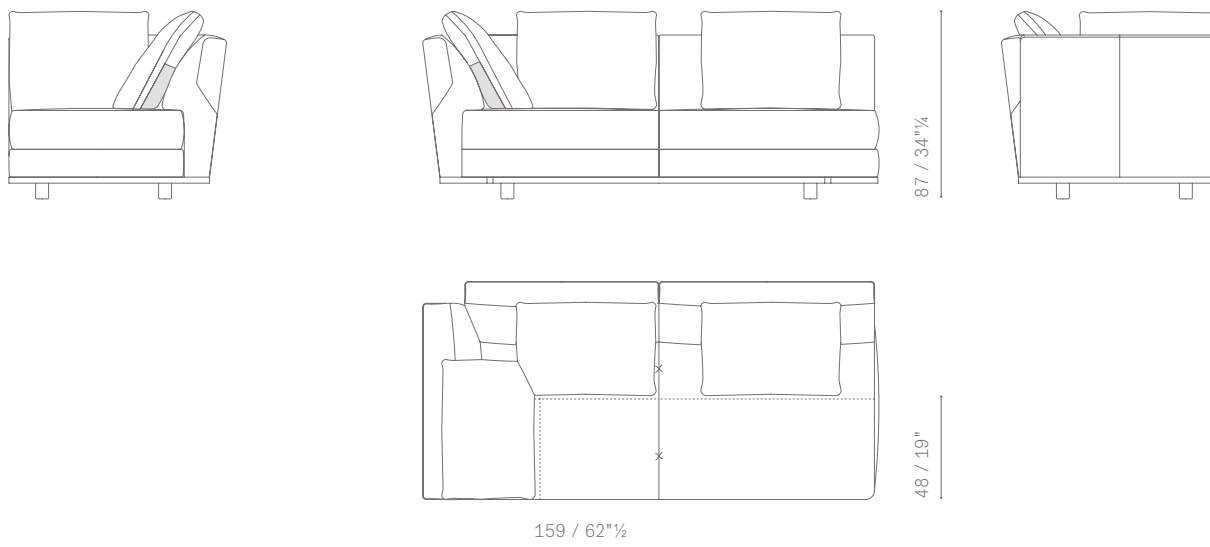
SI CONSIGLIA DI PREVEDERE UN CUSCINO PER OGNI SCHIENALE.

ONE BACK CUSHION PER EACH BACKSEAT IS RECOMMENDED.

---

**CONFIGURAZIONE CONSIGLIATA / SUGGESTED CONFIGURATION**

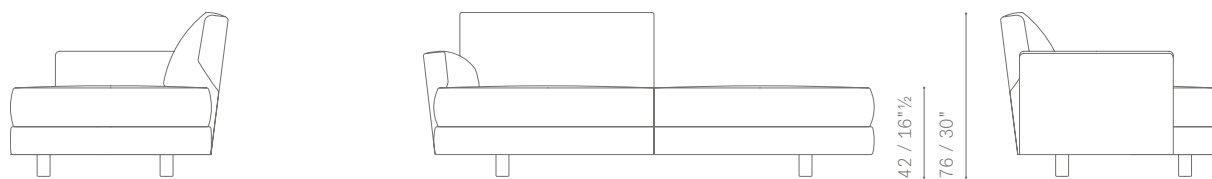

---

**ESEMPIO: CONFIGURAZIONE DIVANO 2 POSTI / EXAMPLE: 2-SEATER SOFA CONFIGURATION**

**ESEMPIO: CONFIGURAZIONE DIVANO 2 POSTI ANGOLARE / EXAMPLE: CORNER 2-SEATER SOFA CONFIGURATION**


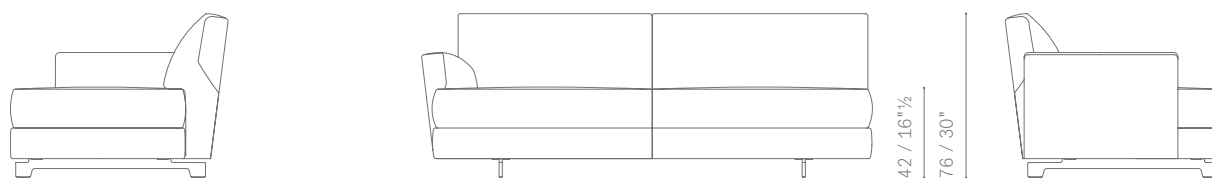
N.B.: i disegni tecnici qui mostrati sono relativi alla versione del divano con fascia decorativa e piedi cilindrici.  
 N.B. the technical drawings showed here are relative to the sofa version with decorative stripe and cylindrical feet.

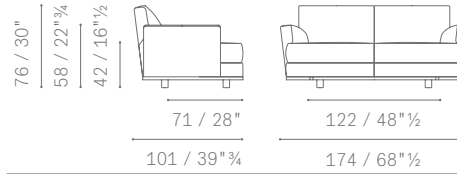
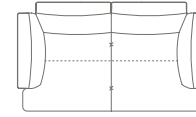
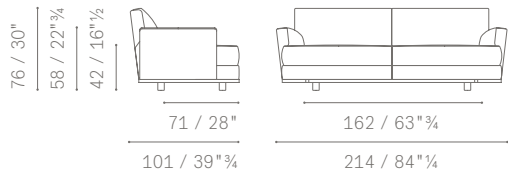
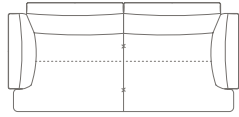
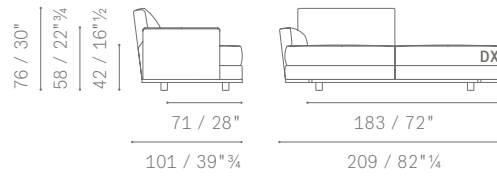
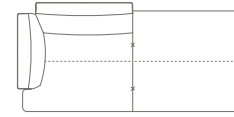
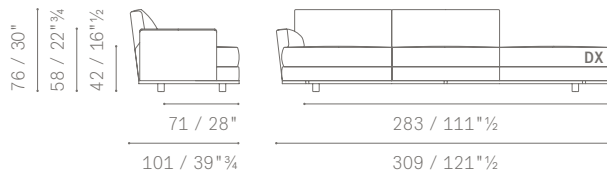
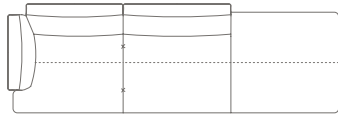
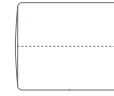
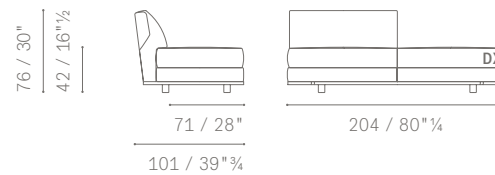
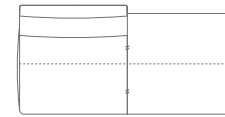
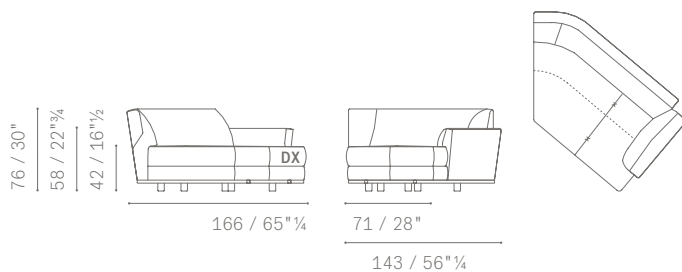
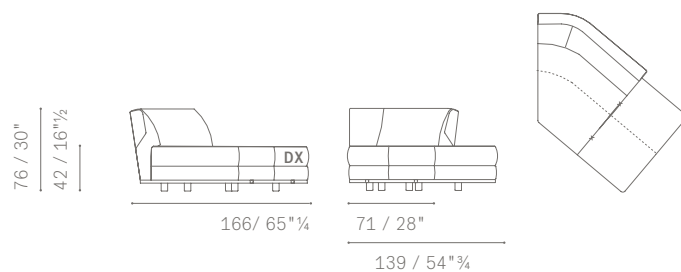
---

PIEDI CILINDRICI / *CYLINDRICAL FEET*



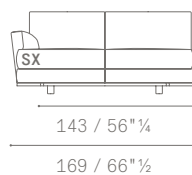
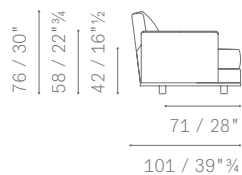
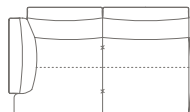
PIEDI A LAMA (OPZIONALI CON SOVRAPPREZZO) / *BLADE FEET (OPTIONAL FEET WITH SURCHARGE)*



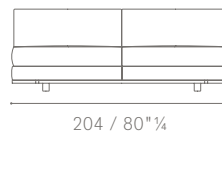
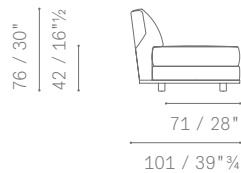
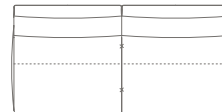
**DIVANI SIMMETRICI E CON PANCA / SYMMETRICAL SOFAS WITH BENCH (\*)**
**DIVANO 2 POSTI**
**2-SEATER SOFA**
**DIVANO 2 POSTI LARGE**
**LARGE 2-SEATER SOFA**
**POLTRONA CON PANCA**
**ARMCHAIR WITH BENCH**
**DIVANO 2 POSTI CON PANCA**
**2-SEATER SOFA WITH BENCH**
**POUF**
**OTTOMAN**
**5634211**

**5634281**

**5634115**

**5634283**

**5634512**

**MODULI COMPONIBILI E TERMINALI / SECTIONAL MODULES AND SOFAS (\*)**
**POLTRONA CON PANCA SENZA BRACCIOLI**
**SECTIONAL ARMLESS CHAIR WITH BENCH**
**POLTRONE COMPONIBILI CURVE 50°**
**50° CURVED SECTIONAL ARMCHAIRS**
**DIVANO 2 POSTI COMPONIBILE**
**SECTIONAL 2-SEATER SOFA**
**DIVANI 2 POSTI LARGE COMPONIBILI**
**SECTIONAL LARGE 2-SEATER SOFAS**
**5634122**

**5634181**

**5634151**


**MODULI COMPONENTI E TERMINALI / SECTIONAL MODULES AND SOFAS (\*)**

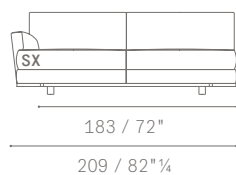
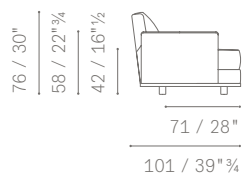
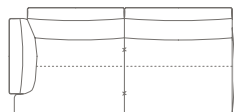
5634221



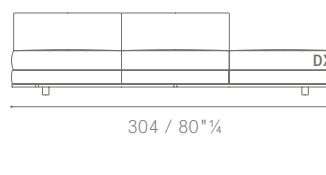
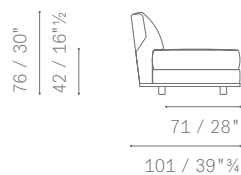
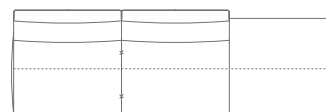
5634291



5634291



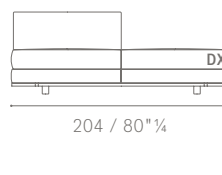
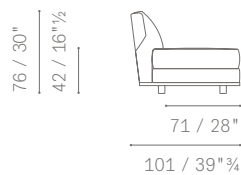
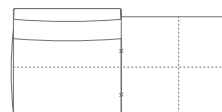
5634293



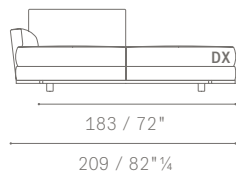
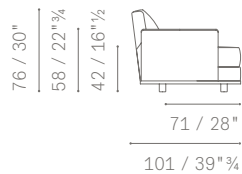
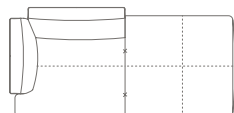
**MODULI E DIVANI ANGOLARI / CORNER MODULES AND SOFAS (\*)**

POLTRONE LARGE ANGOLARI CON PANCA  
 CORNER LARGE ARMCHAIRS WITH BENCH  
 DIVANO 2 POSTI LARGE ANGOLARE  
 CORNER LARGE 2-SEATER SOFA  
 DIVANI 2 POSTI LARGE ANGOLARI CON PANCA  
 CORNER LARGE 2-SEATER SOFAS WITH BENCH

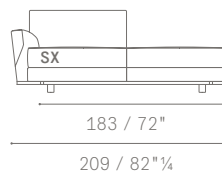
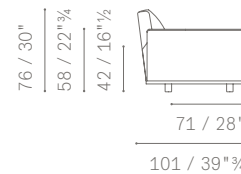
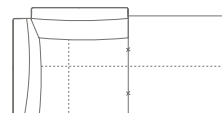
5634124



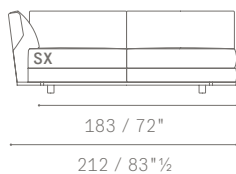
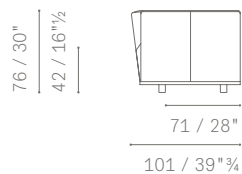
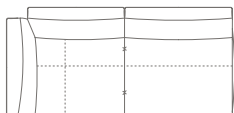
5634124



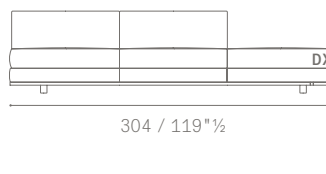
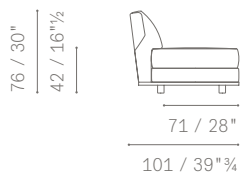
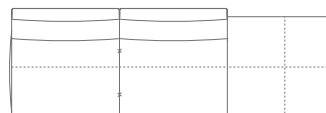
5634123



5634271

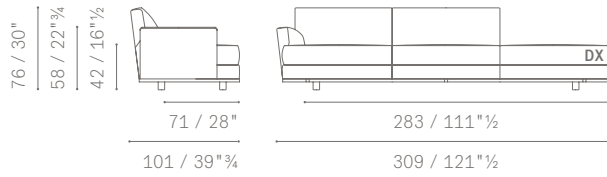
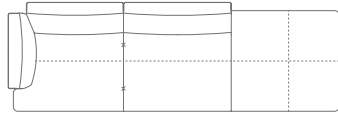


5634294

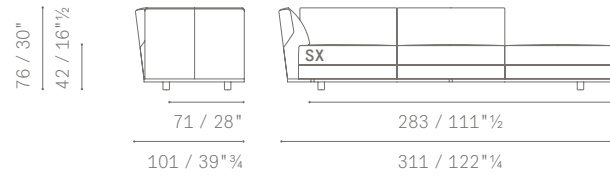
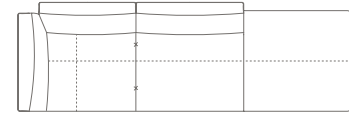


**MODULI E DIVANI ANGOLARI / CORNER MODULES AND SOFAS (\*)**

5634294



5634273


**ACCESSORI E COMPLEMENTI / ACCESSORIES AND FURNISHING UNITS (\*)**

CUSCINO SCHIENALE

BACK CUSHION

MOBILE TERMINALE

END UNIT

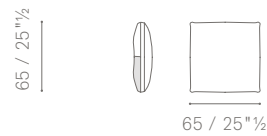
MOBILE SCHIENALE

BACKSEAT UNIT

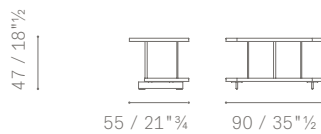
MOBILE ATTREZZATO

EQUIPPED UNIT

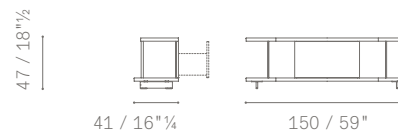
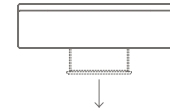
5634565



5634780



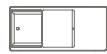
5634781



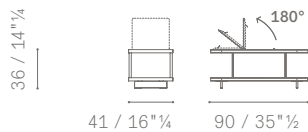
5634782



CLOSED



OPENED



(\*) N.B.: i disegni tecnici qui mostrati sono relativi alla versione del divano con fascia decorativa e piedi cilindrici.  
 N.B. the technical drawings showed here are relative to the sofa version with decorative stripe and cylindrical feet.