

CLARA
CHRISTOPHE DELCOURT



Nabuck Wood

Struttura in multistrato di abete. Imbottitura in poliuretano espanso a densità differenziata con rivestimento in fibra acrilica. Molleggio a nastri elastici intrecciati di caucciù rivestito.

Disponibile solo in pelli morbide. S

Modello componibile. Si consiglia di allegare all'ordine un disegno della composizione richiesta.

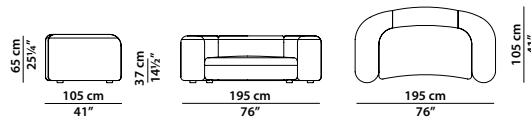
Fir plywood frame. Differentiated density polyurethane foam filling with acrylic fibre cover. Springing with woven elastic straps of covered rubber.

Available in soft leathers only. S

Modular article. We recommend sending a technical drawing of the composition required along with the order.

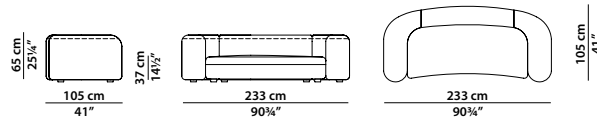
195 x 105 h65 | 1,725 m³

D01 - Divano. Sofa.



233 x 105 h65 | 2,07 m³

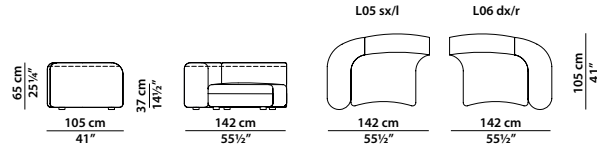
D02 - Divano. Sofa.



142 x 105 h65 | 1,294 m³

L05 - Elemento terminale sx.
L terminal module.

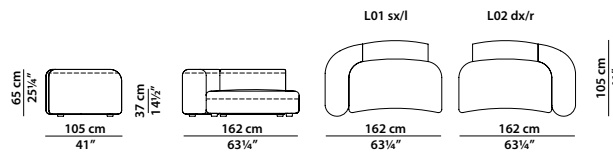
L06 - Elemento terminale dx.
R terminal module.



162 x 105 h65 | 1,446 m³

L01 - Elemento terminale sx.
L terminal module.

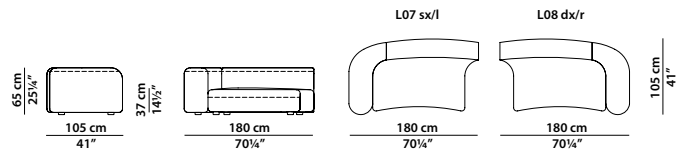
L02 - Elemento terminale dx.
R terminal module.



180 x 105 h65 | 1,596 m³

L07 - Elemento terminale sx.
L terminal module.

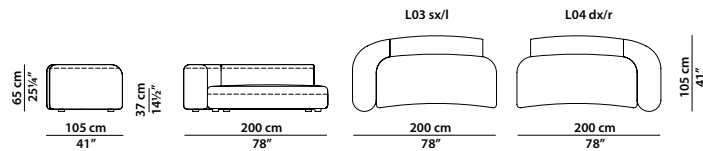
L08 - Elemento terminale dx.
R terminal module.



200 x 105 h65 | 1,768 m³

L03 - Elemento terminale sx.
L terminal module.

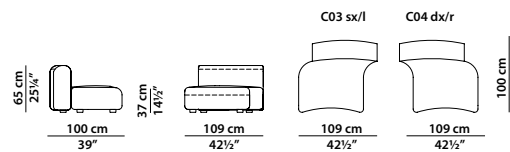
L04 - Elemento terminale dx.
R terminal module.



109 x 100 h65 | 0,99 m³

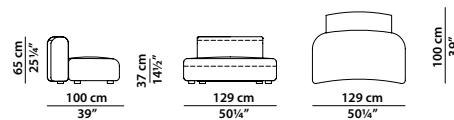
C03 - Elemento centrale sx.
L central module.

C04 - Elemento centrale dx.
R central module.



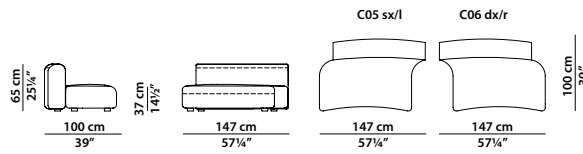
129 x 100 h65 | 1,155 m³

C01 - Elemento centrale. Central module.



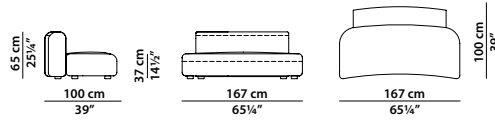
147 x 100 h65 | 1,279 m³

C05 - Elemento centrale sx.
L central module.
C06 - Elemento centrale dx.
R central module.



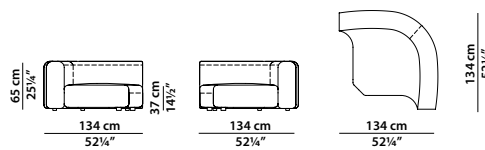
167 x 100 h65 | 1,444 m³

C02 - Elemento centrale. Central module.



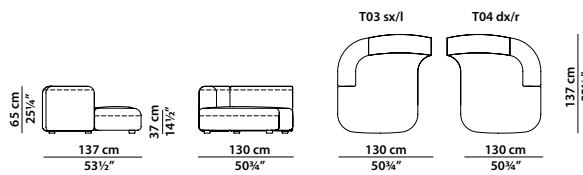
134 x 134 h65 | 1,688 m³

A01 - Elemento angolare. Corner module.



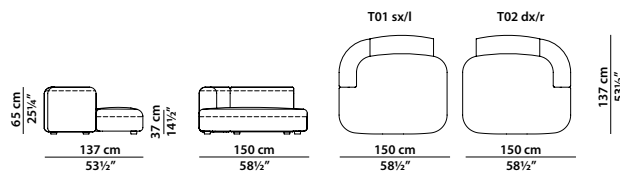
130 x 137 h65 | 1,523 m³

T03 - Dormeuse sx.
L dormeuse.
T04 - Dormeuse dx.
R dormeuse.



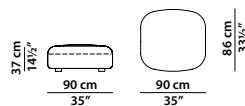
150 x 137 h65 | 1,74 m³

T01 - Dormeuse sx.
L dormeuse.
T02 - Dormeuse dx.
R dormeuse.



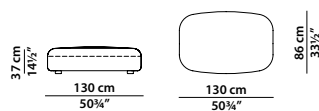
90 x 86 h37 | 0,428 m³

P01 - Pouf.



130 x 86 h37 | 0,599 m³

P02 - Pouf.



45 x 45

Cuscino. Cushion.

55 x 30

Cuscino. Cushion.

55 x 55

Cuscino. Cushion.

SET CLARA 1

COMPOSIZIONE/COMPOSITION
L07+C03+P01+L06

Cat A

SET CLARA 1

COMPOSIZIONE/COMPOSITION
L06+P02

Cat A

SET CLARA 1

COMPOSIZIONE/COMPOSITION
T01+P02

Cat A

SET CLARA 1 TOT

Cat A

SET CLARA 2

COMPOSIZIONE/COMPOSITION
L07+P01+L06

Cat A

SET CLARA 2

COMPOSIZIONE/COMPOSITION
T01+P02

Cat A

SET CLARA 2 TOT

Cat A
