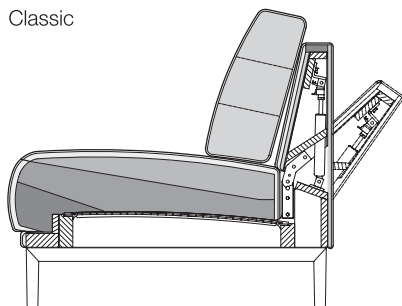
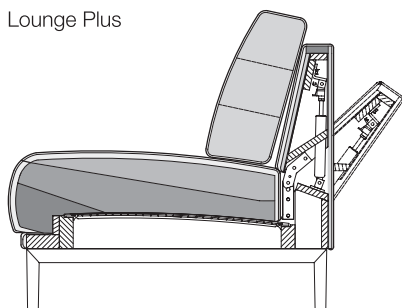


Classic



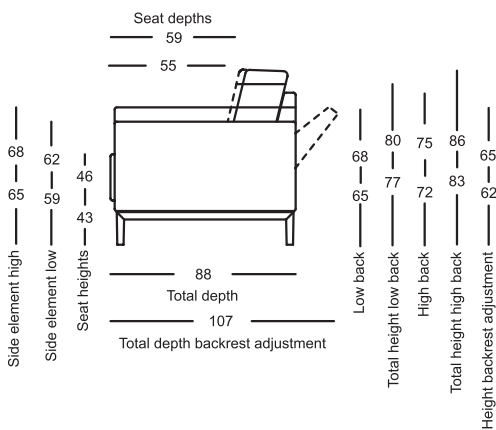
Lounge Plus



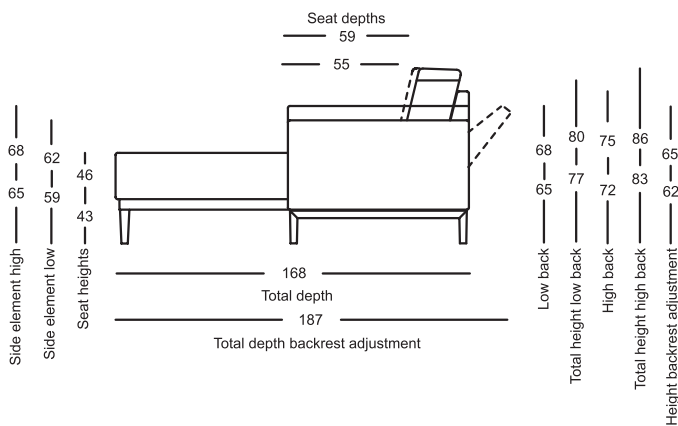
- // Metal inner frame
- // Nosag spring support
- // Seat in high-quality cold foam, built up in coordinated layers varying in height and firmness, with a polyester nonwoven cover
- // Back pad made from polyurethane foam
- // Back cover quilted with polyester fleece
- // Optional: The back can be steplessly adjusted down to the relax position
- // Downy-soft back cushions divided into chambers with a filling of foam rods and polyester fibres
- // Choice of two seat heights 43 cm or 46 cm
- // Leg options:
  - Metal leg round
  - Metal brace
    - » Painted pearl matt
    - » Painted RAL 7022 umbra grey
    - » Polished chrome
  - Wooden brace
    - » Oak H70
    - » Oak H98
    - » Walnut H81

! Wave formation and depressions in the seat area are unavoidable, due to comfort and design reasons, even in high quality Rolf Benz upholstered furniture. All measurements are approximate.

**Low back / High back**



**ASS-PSZ-CARA low back / ASS-PSZ-CARA high back**

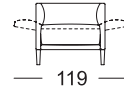
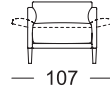


Side element low or high

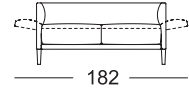
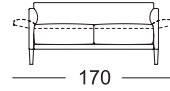
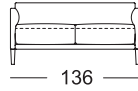
Adjustable side element low

Adjustable side element high

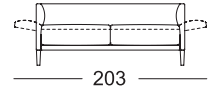
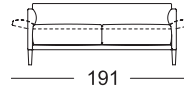
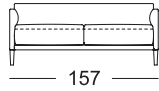
SE CARA/SB 63



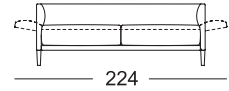
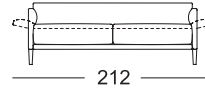
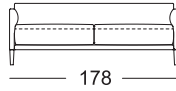
SOB CARA/SB 126



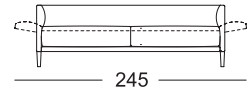
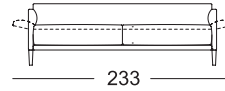
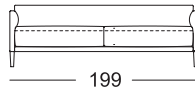
SOB CARA/SB 147



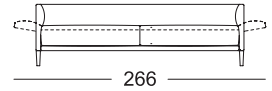
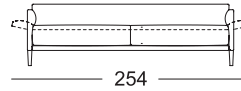
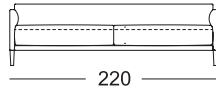
SOB CARA/SB 168



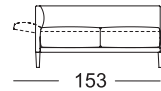
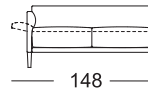
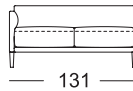
SOB CARA/SB 189



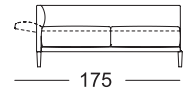
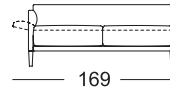
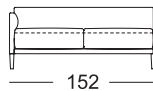
SOB CARA/SB 210



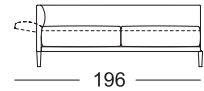
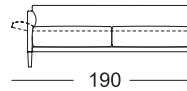
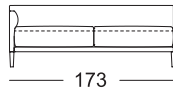
ASO CARA/SB 126\*



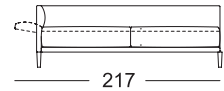
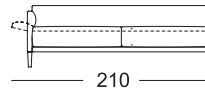
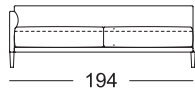
ASO CARA/SB 147\*



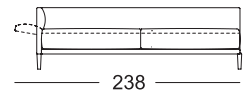
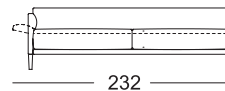
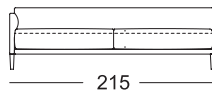
ASO CARA/SB 168\*



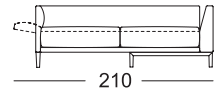
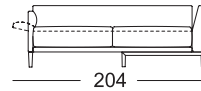
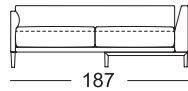
ASO CARA/SB 189\*



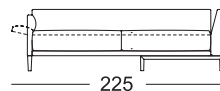
ASO CARA/SB 210\*



E-ASO CARA/SB 168\*

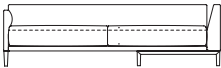
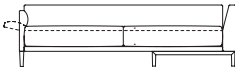
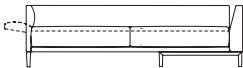
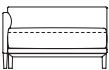
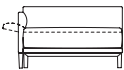
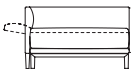

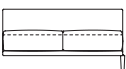
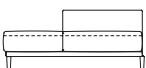
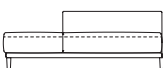


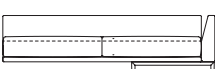




E-ASO CARA/SB 189\*



\*These elements are only shown in the left version. They are also available in the right version.

Technical data // **ROLF BENZ CARA**

	Side element low or high	Adjustable side element low	Adjustable side element high
E-ASO CARA/SB 210*	 — 229 —	 — 246 —	 — 252 —
ASS-PSZ CARA/SB 105*	 — 110 —	 — 127 —	 — 133 —
ASE CARA/SB 84	 — 84 —	—	—
ARB CARA/SB 126	 — 126 —	—	—
ARB-PSZ CARA/SB 147*	 — 147 —	—	—
ARB-PSZ CARA/SB 168*	 — 168 —	—	—
E-ARB CARA/SB 168*	 — 182 —	—	—
E-ARB CARA/SB 189*	 — 203 —	—	—
E-ARB CARA/SB 210*	 — 224 —	—	—
HCK CARA	 — 63 —	—	—
PB CARA	 — 94 —	—	—

\*These elements are only shown in the left version. They are also available in the right version.

## TABLE RECOMMENDATIONS //



### **ROLF BENZ 978 – COFFEE TABLE**

- // Height 45 cm: Ø approx. 45 cm
- // Table top: Rustic surface of solid oak or American walnut
- // Frame: Painted in RAL 7022 umbra grey, RAL 9017 traffic black, RAL 8019 grey brown or polished chrome



### **ROLF BENZ 8410 – COFFEE TABLE**

- // Dimensions: Height 37 cm: approx. 110 x 75 cm
- // Table top: Optiwhite glass painted on reverse, RAL 9017 traffic black, RAL 7022 umbra grey or RAL 1020 olive yellow
- // Body: MDF painted in RAL 9017 traffic black, RAL 7022 umbra grey or RAL 1020 olive yellow, oak veneer or American walnut veneer
- // Frame: Steel painted in RAL 9017 traffic black, RAL 7022 umbra grey or pearl matt
- // Other RAL colours are possible against surcharge.



### **ROLF BENZ 8440 – COFFEE TABLE**

- // Height 37 cm: approx. 130 x 70 cm
- // Table top: Optiwhite glass painted on reverse, RAL 9017 traffic black, RAL 7022 umbra grey, RAL 7032 pebble grey or RAL 1020 olive yellow
- // Body: MDF painted in RAL 9017 traffic black, RAL 7022 umbra grey, RAL 7032 pebble grey or 1020 olive yellow
- // Frame: Steel painted in RAL 9017 traffic black, RAL 7022 umbra grey, pearl matt or polished chrome
- // Other RAL colours are possible against surcharge.

All technical specifications relevant to the furniture ranges are correct at the time of publication. Subsequent modifications are possible. All dimensions are approximate. For technical reasons, printed pictures of fabric and leather upholstery covers may deviate from the original. Only the original samples provided are binding for the final appearance of the fabric.

