

ASMARA

Design by
Bernard Govin

Description

"A new way of living!" such was the 1968 introduction of American Vogue to Bernard Govin's U.F.O. (Unidentified Flying Object), which beautifully embodies this floor-loving style of interior arrangement which has also been called « low look ». After a long period during which it was only to be seen in the collections of the Musée des Arts décoratifs, Asmara is now making its big comeback to the collection for the 160th anniversary of Ligne Roset. Nostalgics, collectors, fans of co-working and above all visionaries will want to seize the opportunity to rediscover this mythical seating, its comfort further improved by the latest innovations from the Roset R& D department! Asmara defines itself as a modular settee in a stretch fabric, the concave shapes of which voluptuously hug the contours of the body in an aesthetically human design.

Technical Specifications

CONSTRUCTION : an all-foam model. Base in polyether foam (elements 501 and 503: 34 kg/m³ – 5.7 kPa ; elements 502 and 504 : 28 kg/m³ – 4.8 kPa).

COMFORT : elements 501 and 504 are composed of high resilience polyurethane Bultex foam (38 kg/m³ – 2.8 kPa and 36 kg/m³ – 2.8 kPa) clad in 110 g/m² polyester quilting.

Element 502 is composed of high resilience polyurethane Bultex foam (36 kg/m³ – 2.8 kPa and 38 kg/m³ – 2.8 kPa) clad in 110 g/m² polyester quilting.

Element 503 is composed of high resilience polyurethane Bultex foam (38 kg/m³ – 3.6 kPa) clad in 110 g/m² polyester quilting. Cushion in ultra-flexible foam (50 kg/m³ – 1.8 kPa).

MAKING-UP : fabrics with elastic properties must be selected. 5 mm baguette stitch detailing on all elements. Twin-needle stitching on cushion. Covers may be removed by a professional.

More info at
www.ligne-roset.com

© Ligne Roset 2020

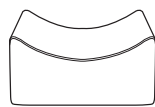


ELEMENT 502 CONCAVE

DIMENSIONS

H 320 mm - W 780 mm - D 610 mm - SH 210 mm -

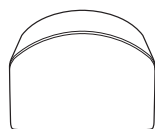
Other sizes



element 502 concave

DIMENSIONS

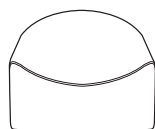
H 320 - mm
W 780 - mm
D 610 - mm
SH 210 - mm



element 501 convex

DIMENSIONS

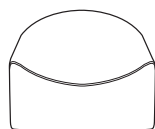
H 490 - mm
W 780 - mm
D 610 - mm
SH 490 - mm



element 503 small back

DIMENSIONS

H 490 - mm
W 780 - mm
D 310 - mm



element 504 large back

DIMENSIONS

H 490 - mm
W 780 - mm
D 610 - mm



cushion

DIMENSIONS

Ø 400 - mm



sofa end table

DIMENSIONS

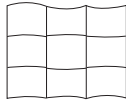
H 410 - mm
W 400 - mm
D 210 - mm



composition 6 elements

DIMENSIONS

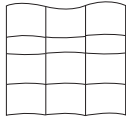
H 490 - mm
W 1560 - mm
D 1530 - mm
SH 210 - mm



composition 9 elements

DIMENSIONS

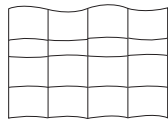
H 490 - mm
W 2340 - mm
D 1830 - mm
SH 210 - mm



composition 12 elements

DIMENSIONS

H 490 - mm
W 2340 - mm
D 2140 - mm
SH 210 - mm



composition 16 elements

DIMENSIONS

H 490 - mm
W 3120 - mm
D 2140 - mm
SH 210 - mm