

Arcadia — Poltrona Frau Style & Design Centre — 2005



Morbidezza e comfort sono le principali caratteristiche di questa collezione di sedute, oltre al suo design che suggerisce una sottile chiusura dei braccioli verso l'interno di ogni elemento.

CARATTERISTICHE TECNICHE

Struttura portante. Faggio stagionato.

Molleggio. Molle greche.

Imbottitura. In poliuretano espanso e ovatta poliestere. Cuscini: in poliuretano espanso e piuma d'oca.

Piedi. Tre finiture:

- Alluminio lucido
 - Alluminio canna di fucile
 - In legno con rivestimento in pelle
-

Rivestimento. In Pelle Frau®:

- Color System Frau® (SC)
 - Heritage
 - Nest
 - Soul
 - Century
-

Sfoderabilità. Non prevista.

Softness and comfort are the main characteristics of this collection of seats, together with a subtle inclination of the armrests towards the inside of each piece.

TECHNICAL FEATURES

Supporting structure. Seasoned beech wood.

Suspension. Zigzag springs.

Padding. Polyurethane foam and polyester wadding . Polyurethane foam and goose down filled cushions.

Feet. Three finishes:

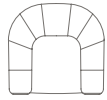
- Polished aluminium
 - Gunmetal grey aluminium
 - Leather upholstered wooden feet
-

Upholstery. Pelle Frau® leather:

- Color System Frau® (SC)
 - Heritage
 - Nest
 - Soul
 - Century
-

Removability. Not possible.

5337111



72 / 28"^¼
46 / 18"



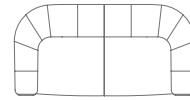
53 / 20"^¾

42 / 16"^½

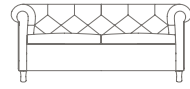
84 / 33"

88 / 34"^¾

5337211



72 / 28"^¼
46 / 18"



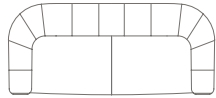
53 / 20"^¾

120 / 47"^¼

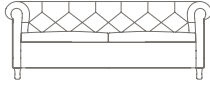
84 / 33"

166 / 65"^¼

5337281



72 / 28"^¼
46 / 18"



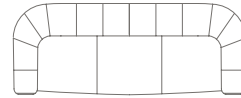
53 / 20"^¾

144 / 56"^¾

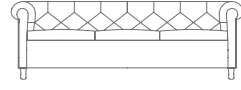
84 / 33"

190 / 70"^¾

5337311



72 / 28"^¼
46 / 18"



53 / 20"^¾

168 / 66"^¼

84 / 33"

214 / 84"^¼