

C E S A R

UNIT

Design by García Cumini

• DESCRIZIONE / DESCRIPTION

Unit è un sistema progettuale dinamico e leggero, libero dai vincoli delle pareti. La perfetta unione tra professionalità e calore domestico, tecnologia e tradizione. Il gioco tra le finiture della struttura e delle ante, spessore 2,2 cm, crea quadri dalle molteplici personalità. La struttura in alluminio delimita su tre lati i singoli volumi: le Unità.

Unit is a dynamic, airy planning system that is not limited by wall constraints. It is a perfect blend of professionalism and domestic warmth, technology and tradition.

Pictures with multi-faceted personalities are created by mixing and matching the finishes of the structures with those of the 2,2 cm thick doors. The aluminium structures mark off three sides of each single volume, creating the Units.



C E S A R

UNIT

Design by García Cumini

• CARATTERISTICHE GENERALI/GENERAL CHARACTERISTICS

Spessore ante/Door thickness	22 mm
Sistemi di apertura/Opening methods	3
Profilo anta/Door edge	90° e presa sagomata/90° and grip edging.
Finiture per ante/Door finishes	Melaminico, Laminato fenix, Laccato lucido e seta, Laccato strutturato, Laccato effetto metallico, Laccato magnetico, Malta strutturata, Essenza, Metallo/ Melamine, fenix Laminate, gloss and silk-effect lacquer, Structured Laquer, Metallic Effect Laquer, Magnetic Laquer, Structured Mortars, Wood, Metal.

• MODULARITÀ/MODULARITY

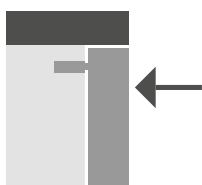
BASI/BASE UNITS:

Profondità/Depth	35/62 cm
Larghezza/Width	15/30/45/60/75/90/105/120 cm
Altezza/Height	66 cm

COLONNE/TALL UNITS:

Profondità/Depth	35/62 cm
Larghezza/Width	30/45/60/90/120 cm
Altezza/Height	138/198 cm

• SISTEMI DI APERTURA/OPENING METHODS



Push pull
Push pull



Anta con maniglia
Handle with door



Presa Inside (*)
Inside grip edging

(*) disponibile per le seguenti finiture: essenza, laccato (no light, no magnetico).

(*) available for the following finishes: wood, lacquer (no light/magnetic lacquer).

Unit è un sistema abbinabile al resto delle collezioni Cesar.
Unit is a system that can be used with all the other Cesar collections.

C E S A R

UNIT

FINITURE/FINISHES

Design by García Cumini


• MELAMINICO/MELAMINE



Cenera LM15



Canapa LM50



Grigio fumo LM51



Antracite LM17



Bronzite LM16



Resina Nube LM10



Resina Deserto LM11



Ossido Zinco LM20




Ossido Ghisa LM21



Rovere Crine LM64




Rovere Papiro LM63



Rovere Pomice LM65




Rovere Carruba LM66




Cemento LM86




Eucalipto Grigio Inglese LM30



Noce Miele LM75



Noce Castano LM76



Noce Moro LM77

C E S A R

UNIT

FINITURE/FINISHES

Design by García Cumini

- MELAMINICO ANTIMPRONTA - ANTI-FINGER MELAMINE



Brina LM06



Sabbia LM07



Vulcano LM08




Brace LM05


- LAMINATO FENIX/FENIX LAMINATE




Bianco Kos FX03




Panna FX02



Pietra FX16



Fango FX17



Piombo FX18




Cacao Orinoco FX21



Rosso Jaipur FX20



Grigio Bromo FX22



Nero FX19



Acciaio Hamilton FX23




Finiture a richiesta - escluse esposizioni
Finishings on requests - exposition kitchens excluded

UNIT

FINITURE/FINISHES

Design by Garcìa Cumini

- LACCATI LUCIDI - SETA/GLOSS - SILK EFFECT LACQUERS



Bianco Assoluto LL00/LS00




Bianco LL01/LS01



Grigio perla LL10/LS10



Cenere LL15/LS15




Quarzo LL16/LS16



Laguna LL14/LS14



Arenaria LL34/LS34



Agata LL17/LS17



Plumbeo LL12/LS12



Notturmo LL20/LS20



Titanio LL03/LS03



Titanio Grey LL21/LS21




Laccatura a campione (*)

(*)Laccatura a campione con maggiorazione.
Extra charge for customer's sample lacquering.

- **LACCATO STRUTTURATO/ STRUCTURED LACQUERS**




Bianco LX01




Quarzo LX16



Laguna LX14



Arenaria LX34



Plumbeo LX12



Titanio LX03



Nero LX19


Il laccato strutturato è caratterizzato dalla superficie materica e dal pigmento metallizzato che ne risalta il colore con sfumature differenti in base alla diversa esposizione alla luce.

Nelle colorazioni più chiare come il quarzo, questa caratteristica risalta maggiormente ed è da considerarsi come peculiarità della finitura, pertanto non potrà in alcun caso costituire motivo di contestazione o reso.

The structured lacquer is characterized by the textured surface and the metallic pigment which stands out its colour with various nuances according to the different exposure to the light.

In the clearest finishes as the Quarzo one, this characteristic mostly shows up and it is to be considered as a peculiarity of the finish, therefore this cannot become grounds for complaints or a reason to return the goods.

- **LACCATO EFFETTO METALLICO/ METALLIC EFFECT LACQUERS**



Ottone Ossidato LE01




Acciaio Ossidato LE02

Il laccato effetto metallico è caratterizzato dalla superficie metallizzata e dal pigmento che ne risalta il colore con sfumature differenti in base alla diversa esposizione alla luce.

Featuring a metallic finish and pigments that enhance the colour with different hues depending on how light reflects on the surface

- **MALTA STRUTTURATA/STRUCTURED MORTAR**



Laguna MS14



Titanio MS03

UNIT

FINITURE/FINISHES

Design by García Cumini

- **LACCATO MAGNETICO/MAGNETIC LACQUER**



Magma MM20

Il risultato finale è ottenuto tramite un'accelerazione del processo naturale di ossidazione del metallo che porta ad avere sulla superficie sfumature di chiaroscuro uniche e irripetibili. Tali sfumature non potranno in alcun caso costituire motivo di contestazione o reso.

The end result is obtained by accelerating the natural metal rusting process that gives the surface unique and unrepeatable effects created by alternating lighter and darker shades. These differing shades can never become grounds for disputes or for returning goods.


- **ESSENZA FIRST /FIRST WOOD**




Rovere Nordico RR09



Rovere Mediterraneo RR10



Rovere Fossile RR11



Rovere Dark RR12



Rovere Corvino LV69

- **ESSENZA PRIME /PRIME WOOD**



Noce Sgubbiato LN89



Noce Desaturato LN90



Teak Ambrato LN87



Rovere Termocotto LN86



Eucalipto LN67


C E S A R

UNIT

FINITURE/FINISHES

Design by Garcìa Cumini

- ESSENZE SPECIAL/SPECIAL WOOD



Palissandro Santos LN61



Ebano Macassar LN65



Eucalipto Dogato LN68

- METALLO/METAL



Inox IX01



Inox spazzolato IX10

C E S A R

UNIT

FINITURE/FINISHES

Design by Garcìa Cumini

- **TELAIO ALLUMINIO/ALUMINIUM FRAME**



Bianco LL01/LS01



Laguna LL14/LS14



Titanio LL03/LS03



Laccatura a campione (*)

- **PIEDINO REGOLABILE/ADJUSTABLE FOOTER**



Champagne




Nickel nero

- **SCOCCA/CARCASSE**



Genere



Grigio Fumo



Rovere Bruno

- **SPONDE CASSETTI/DRAWER BOX**



Genere



Inox



Bruno

(*)Laccatura a campione con maggiorazione.
Extra charge for customer's sample lacquering.

C E S A R

UNIT SHAKER

- DESCRIZIONE / DESCRIPTION

Unit Shaker è un'anta con telaio perimetrale da un centimetro.

Unit Shaker is a door with one centimeter perimeter frame.



UNIT SHAKER

• CARATTERISTICHE GENERALI/GENERAL CHARACTERISTICS

Spessore ante/Door thickness	22 mm
Sistemi di apertura/Opening methods	2
Profilo anta/Door edge	90°
Finiture per ante/Door finishes	Laccato Seta, Laccato Strutturato, Laccato Effetto Metallico, Essenza First. Silk-Effect laquer, Structured Laquer, Metallic Effect Laquer, First Wood.

• MODULARITÀ/MODULARITY

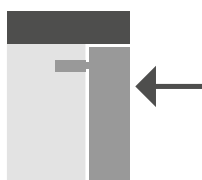
BASI/BASE UNITS:

Profondità/Depth	35/62 cm
Larghezza/Width	15/30/45/60/75/90/105/120 cm
Altezza/Height	66 cm

COLONNE/TALL UNITS:

Profondità/Depth	35/62 cm
Larghezza/Width	30/45/60/90/120 cm
Altezza/Height	138/198 cm

• SISTEMI DI APERTURA/OPENING METHODS



Push pull
Push pull




Anta con maniglia
Handle with door


UNIT SHAKER

FINITURE/FINISHES

- LACCATO SETA/ SILK EFFECT LACQUER



Bianco Assoluto LS00




Bianco LS01



Grigio perla LS10



Cenere LS15




Quarzo LS16



Laguna LS14



Arenaria LS34



Agata LS17



Plumbeo LS12



Notturmo LS20



Titanio LS03



Titanio Grey LS21



Laccatura a campione (*)

(*)Laccatura a campione con maggiorazione.
Extra charge for customer's sample lacquering.


UNIT SHAKER

FINITURE / FINISHES

- **LACCATO STRUTTURATO / STRUCTURED LACQUER**




Bianco LX01



Quarzo LX16



Laguna LX14



Arenaria LX34



Plumbeo LX12



Titanio LX03



Nero LX19


Il laccato strutturato è caratterizzato dalla superficie materica e dal pigmento metallizzato che ne risalta il colore con sfumature differenti in base alla diversa esposizione alla luce.

Nelle colorazioni più chiare come il quarzo, questa caratteristica risalta maggiormente ed è da considerarsi come peculiarità della finitura, pertanto non potrà in alcun caso costituire motivo di contestazione o reso.

The structured lacquer is characterized by the textured surface and the metallic pigment which stands out its colour with various nuances according the different exposure to the light.

In the clearest finishes as the Quarzo one, this characteristic mostly shows up and it is to be considered as a peculiarity of the finish, therefore this cannot become grounds for complaints or a reason to return the goods.

- **LACCATO EFFETTO METALLICO / METALLIC EFFECT LACQUERS**



Ottone Ossidato LE01



Acciaio Ossidato LE02

Il laccato effetto metallico è caratterizzato dalla superficie metallizzata e dal pigmento che ne risalta il colore con sfumature differenti in base alla diversa esposizione alla luce.

Featuring a metallic finish and pigments that enhance the colour with different hues depending on how light reflects on the surface.

C E S A R

UNIT SHAKER

FINITURE/FINISHES


- **ESSENZA FIRST / FIRST WOOD**




Rovere Nordico RR09



Rovere Mediterraneo RR10



Rovere Fossile RR11



Rovere Dark RR12



Rovere Corvino LV69

- **PIEDINO REGOLABILE / ADJUSTABLE FOOTER**



Champagne




Nickel nero

- **SCOCCA / CARCASSE**



Cenere



Grigio Fumo



Rovere Bruno

- **SPONDE CASSETTI / DRAWER BOX**



Cenere



Inox



Bruno