

# EUCALIPTO

---



---

## PRODUCT INFO

DESIGNER: ANTONIO CITTERIO

TYPOLOGY: STORAGE UNITS

COLLECTION: B&B ITALIA

YEAR: 2016

## DESCRIPTION

EUCALIPTO IS THE NAME OF A SERIES OF UNITS DESIGNED BY ANTONIO CITTERIO FOR THE LIVING ROOM, DINING ROOM OR WHEREVER A SPECIAL FOCUS IS REQUIRED. LIKE THE PEDESTAL TABLE COZY, EUCALIPTO ENRICHES B&B ITALIA'S COLLECTION WITH A SOPHISTICATED SIGN, APPARENTLY DYSTONIC, SUGGESTING ORIGINAL GLAMOROUS COMBINATIONS. THE ACTUAL DRAMATIC EFFECT IS THE SMOOTH ACRYLIC FINISH THAT, ALWAYS INK BLACK ON THE INSIDE, DEVELOPS IN THREE VARIANTS ON THE OUTSIDE WITH DIFFERENT COMBINATIONS FOR DOORS AND DRAWERS: BLACK STRUCTURE WITH DOORS AND DRAWERS IN GREY MIRROR, IN BLACK BACKPAINTED GLASS OR IN EUCALYPTUS WOOD WITH GLOSSY FINISH; BRONZE STRUCTURE WITH DOORS AND DRAWERS IN BRONZED MIRROR, IN BRONZE BACKPAINTED GLASS OR IN EUCALYPTUS WOOD WITH GLOSSY FINISH; PETROLEUM BLUE STRUCTURE WITH DOORS AND DRAWERS IN GREY MIRROR OR IN PETROLEUM BLUE BACKPAINTED GLASS. INSIDE, SMOKY CRYSTAL SHELVES AND PULL-OUT TRAYS ENHANCE EVERY EUCALIPTO STORAGE UNIT WITH A SHADE OF SIDEREAL LIGHT, WHETHER IT IS DESIGNED TO BE DIRECTLY PLACED ON THE FLOOR OR ON DIE-CAST LEGS, IN TWO HEIGHTS, BLACK CHROMED OR PEWTER. AN ADDITIONAL FEATURE PRESENTED BY EUCALIPTO IS THAT EVERY STORAGE UNIT CAN ALSO HAVE A FINISHED BACK TO BE CENTRALLY PLACED IN A ROOM, CREATING A SORT OF POWERFUL AND SCENIC PARTITION.

# EUCALIPTO

---

## TECHNICAL INFORMATION

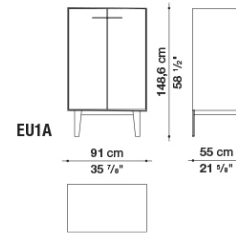
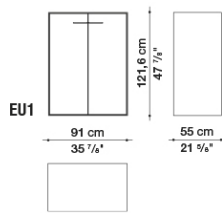
- EXTERNAL AND INTERNAL FRAME:  
MDF AND WOOD PARTICLES PANELS WITH CONTINUING COVER IN GLOSSY ACRYLIC RESIN
- DOOR AND DRAWER FRONT:  
MDF WOOD FIBRE PANELS: PAINTED WITH MIRROR OR PAINTED WITH BACK-PAINTED GLASS OR GLOSSY FRISÉ EUCALYPT VENEERED
- DRAWERS FRAME:  
PAINTED MDF WOOD FIBRE PANEL WITH BOTTOM BASE IN WOOD PARTICLES WITH MELAMINED FACED COVER
- HANDLE:  
PAINTED DIE-CAST ALUMINIUM
- SUPPORT FRAME:  
PAINTED METALLIC PROFILE WITH LEGS IN PAINTED DIE-CAST ALUMINIUM
- ADJUSTABLE FEET:  
THERMOPLASTIC MATERIAL
- INTERNAL SHELF:  
SMOKY GLASS
- EXTRACTABLE TRAY:  
PAINTED ALLUMINUM PROFILES WITH BOTTOM BASE WITH MELAMINED FACED COVER

# Eucalipto

## TECHNICAL DRAWINGS

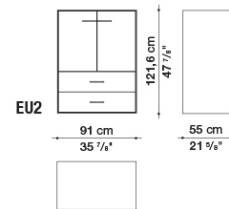
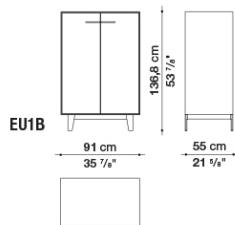
EU1

EU1A



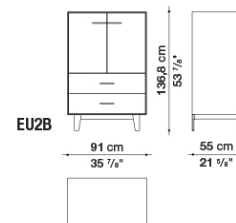
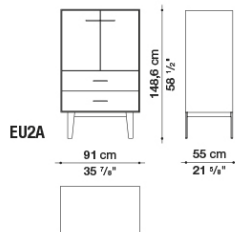
EU1B

EU2



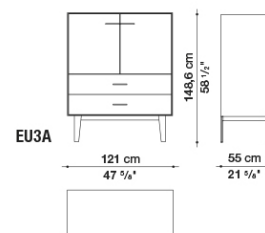
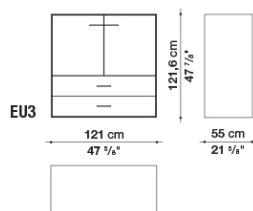
EU2A

EU2B



EU3

EU3A

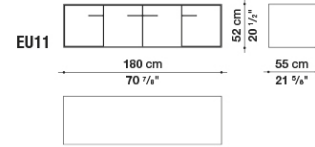
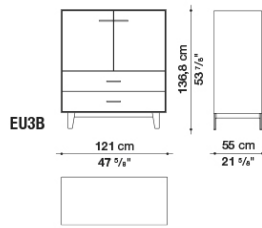


# Eucalipto

## TECHNICAL DRAWINGS

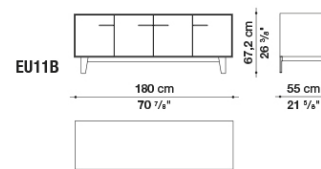
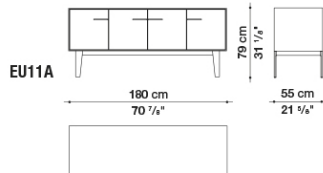
EU3B

EU11



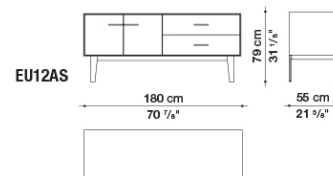
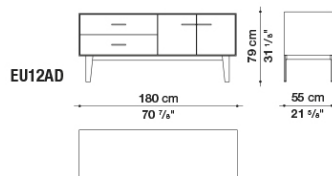
EU11A

EU11B



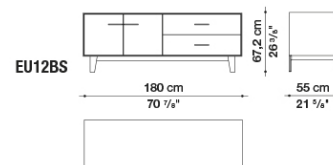
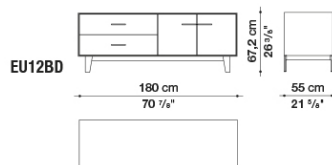
EU12AD

EU12AS



EU12BD

EU12BS

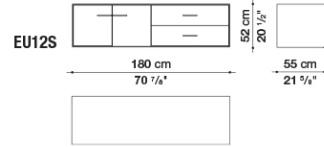
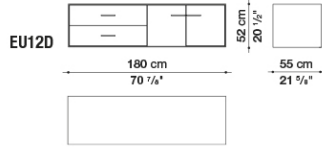


# Eucalipto

## TECHNICAL DRAWINGS

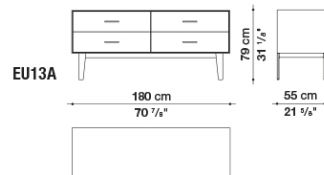
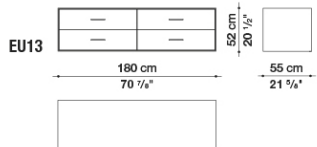
EU12D

EU12S



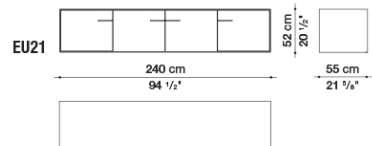
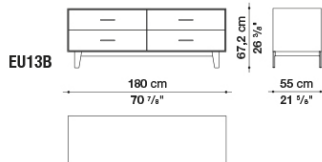
EU13

EU13A



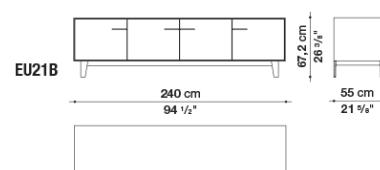
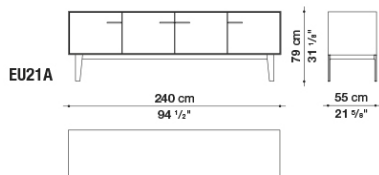
EU13B

EU21



EU21A

EU21B

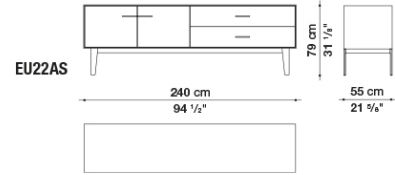
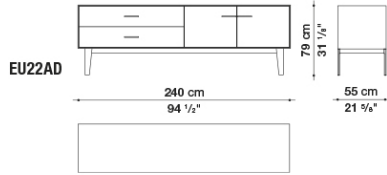


# Eucalipto

## TECHNICAL DRAWINGS

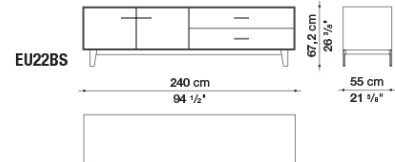
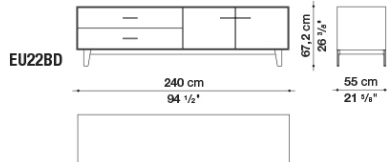
EU22AD

EU22AS



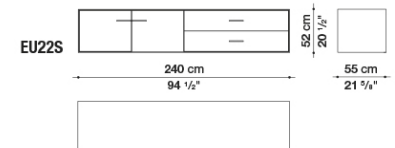
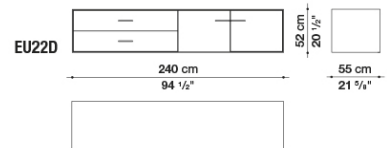
EU22BD

EU22BS



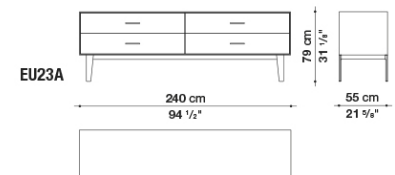
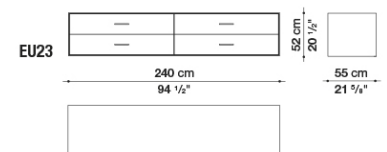
EU22D

EU22S



EU23

EU23A



# Eucalipto

---

## TECHNICAL DRAWINGS

EU23B

---

